



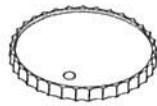
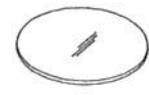
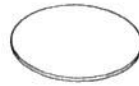

ASSEMBLY INSTRUCTION

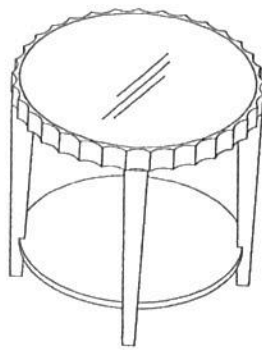
TCHI : JD7-2 END TABLE

SKU#23000071




*** Thank you for purchasing this quality product. Be sure to check all packing materials carefully for small parts which may have come loose inside the carton during shipment. Identify and count all parts and compare with the parts list below.

PARTS LIST

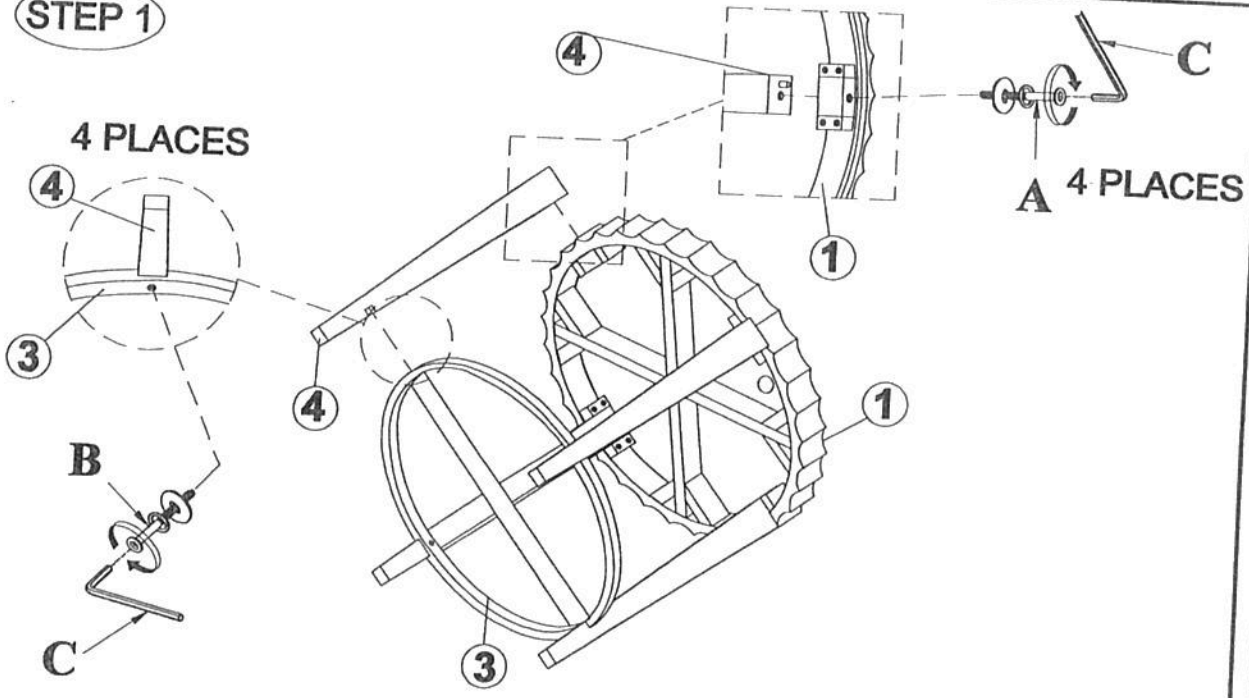
<p>1</p> 	<p>2</p> 	<p>3</p> 	<p>4</p> 
<p>TABLE FRAME : 1PC</p>	<p>MIRROR: 1PC</p>	<p>SHELF: 1PC</p>	<p>LEGS: 4PCS</p>



HARDWARE LIST


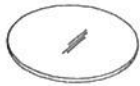


<p>A</p> 	<p>Bolt: 4PCS $\phi 5/16" \times 20 \times 2-3/8"$</p> <p>Flat Washer: 4PCS $\phi 5/16" \times \phi 16 \times 1.5\text{mm}$</p> <p>Block Washer: 4PCS $\phi 5/16" \times \phi 12 \times 1.5\text{mm}$</p>	<p>B</p> 	<p>Bolt: 4PCS $\phi 1/4" \times 20 \times 1-5/8"$</p> <p>Flat Washer: 4PCS $\phi 1/4" \times \phi 16 \times 1.5\text{mm}$</p> <p>Block Washer: 4PCS $\phi 1/4" \times \phi 10 \times 1.5\text{mm}$</p>	<p>C</p> 	<p>Allen Wrench: 1PC</p>
--	---	--	--	--	--------------------------

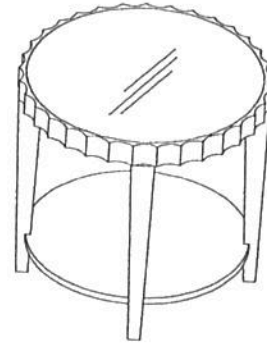
STEP 1






*** Thank you for purchasing this quality product. Be sure to check all packing materials carefully for small parts which may have come loose inside the carton during shipment. Identify and count all parts and compare with the parts list below.

PARTS LIST

<p>1</p> 	<p>2</p> 	<p>3</p> 	<p>4</p> 
<p>TABLE FRAME : 1PC</p>	<p>MIRROR: 1PC</p>	<p>SHELF: 1PC</p>	<p>LEGS: 4PCS</p>



HARDWARE LIST

<p>A</p>  <p>Bolt: 4PCS φ5/16" * 20 * 2-3/8"</p> <p>Flat Washer: 4PCS φ5/16" * φ16 * 1.5mm</p> <p>Block Washer: 4PCS φ5/16" * φ12 * 1.5mm</p>	<p>B</p>  <p>Bolt: 4PCS φ1/4" * 20 * 1-5/8"</p> <p>Flat Washer: 4PCS φ1/4" * φ16 * 1.5mm</p> <p>Block Washer: 4PCS φ1/4" * φ10 * 1.5mm</p>	<p>C</p>  <p>Allen Wrench: 1PC</p>
---	--	---

STEP 1

