

ASSEMBLY INSTRUCTION

CAVS: 3770-255 - Round End Table






SKU: 23037725



Version#1 - 03/11/2025

This product is manufactured by PULA for **Rooms To Go**

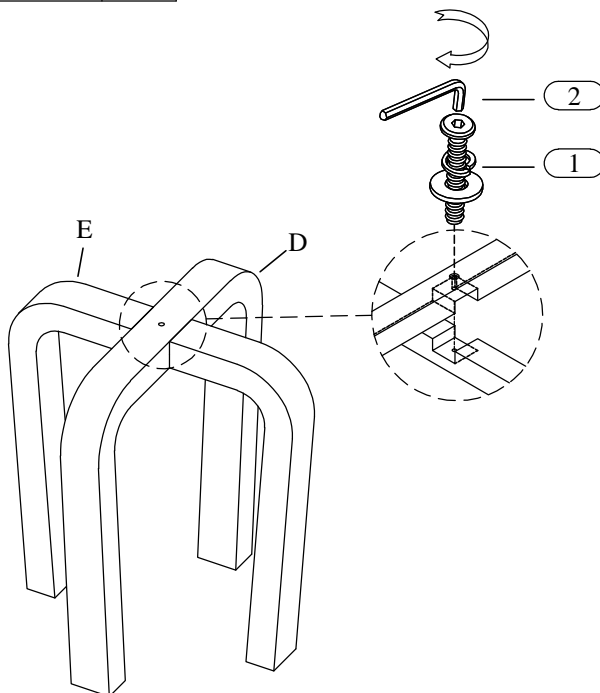
*** Caution: Please read all instructions carefully before starting the assembly process. These parts are cumbersome and heavy. Therefore, two people are recommended in order to prevent personal injury and ensure the parts are not damaged during the assembly.

*** Remark: DO NOT fully tighten all bolts until assembly is completed.

Code	PARTS LIST :		
A	Table Top		1Pc
B	Upper Support		1Pc
C	Lower Support		1Pc
D	Table leg (Lower)		1Pc
E	Table leg (Upper)		1Pc

Code	HARDWARE LIST		
1	Ø5/16" x 19*2mm Flat Washer		9Pcs
	Ø5/16" Spring Washer		9Pcs
	Ø5/16" x 18 x 1-1/2" Allen Head Bolt		9Pcs
2	4mm Allen Key		1Pc

STEP 1



Hardware Pack Location (s):

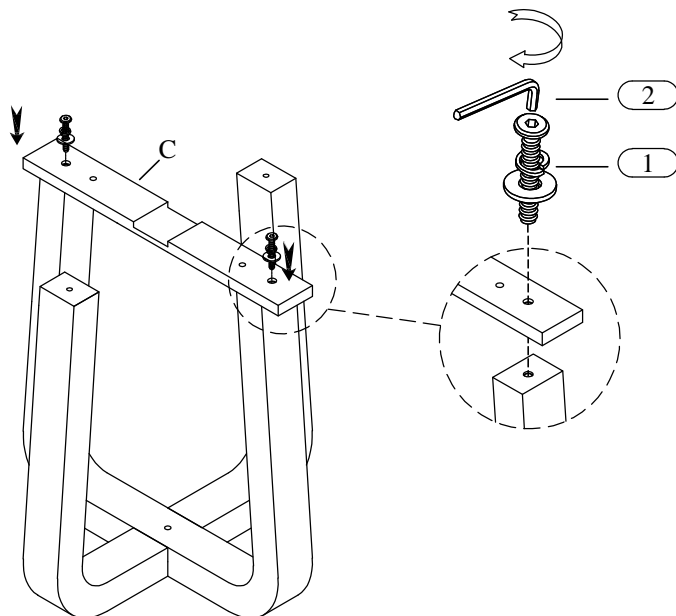
3770-255 - Round End Table , SKU: 23037725

This product is manufactured by PULA for **Rooms To Go**

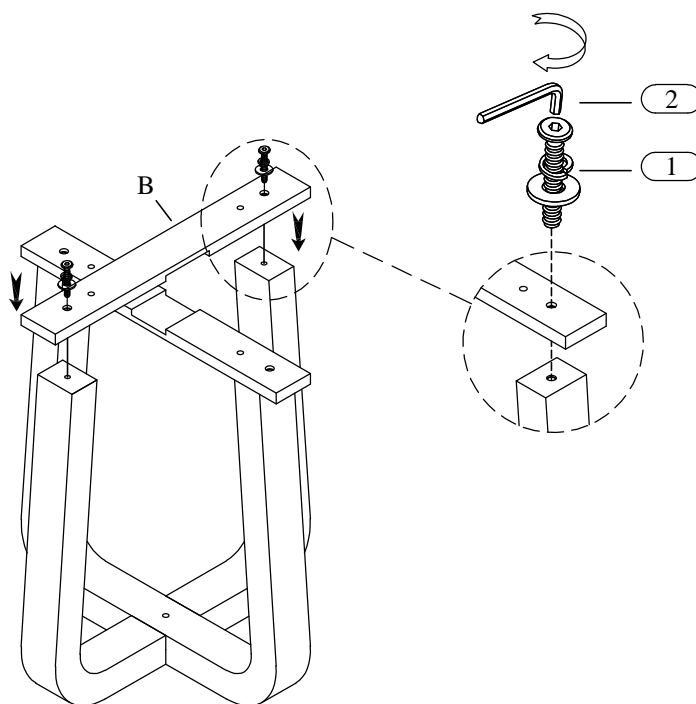
*** Caution: Please read all instructions carefully before starting the assembly process. These parts are cumbersome and heavy. Therefore, two people are recommended in order to prevent personal injury and ensure the parts are not damaged during the assembly.

*** Remark: DO NOT fully tighten all bolts until assembly is completed.

STEP 2



STEP 3

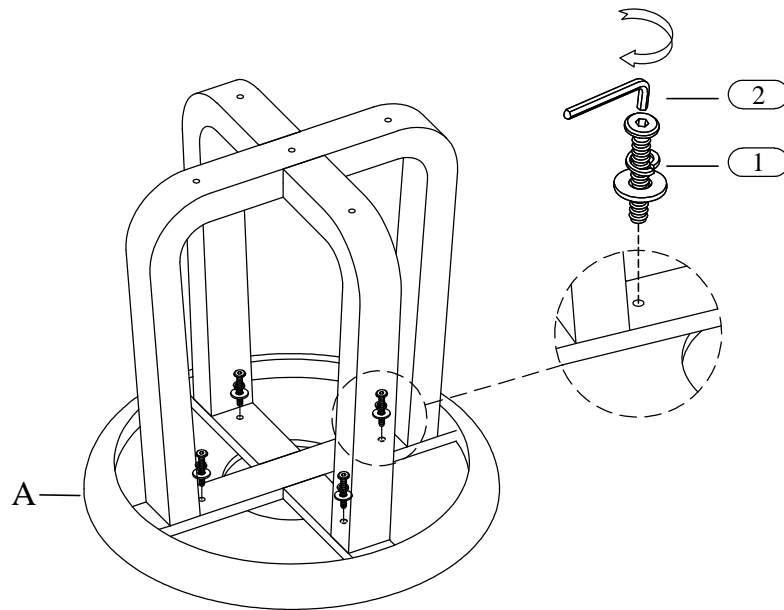


This product is manufactured by PULA for Rooms To Go

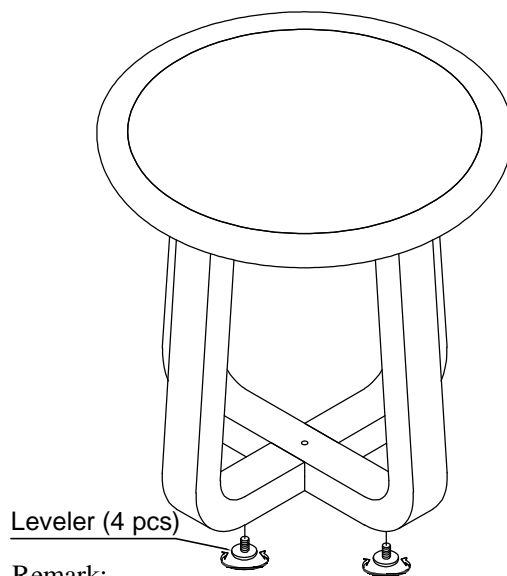
*** Caution: Please read all instructions carefully before starting the assembly process. These parts are cumbersome and heavy. Therefore, two people are recommended in order to prevent personal injury and ensure the parts are not damaged during the assembly.

*** Remark: DO NOT fully tighten all bolts until assembly is completed.

STEP 3



Complete



Leveler (4 pcs)

Remark:
Leveler are pre-installed
on the Table leg.