



INSTRUCTIONS D'ASSEMBLAGE
ASSEMBLY INSTRUCTIONS

MONARCH
SPECIALTIES INC.

I 3231

TABLES GIGOGNES -
ENS 2PCS / GRIS CIMENTE / VERRE TREMPE

NESTING TABLE -
2PCS SET / GREY CEMENT / TEMPERED GLASS

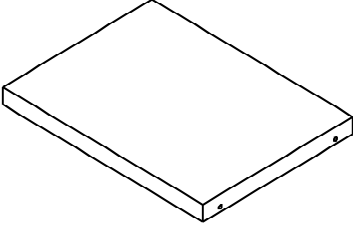
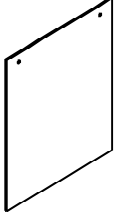
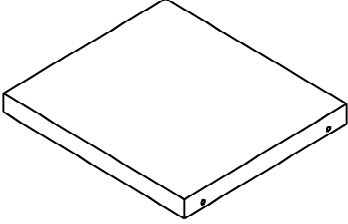
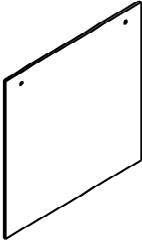
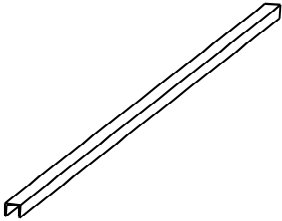


**POUR DE L'ASSISTANCE OU POUR COMMANDER
DES PIÈCES CONTACTEZ NOTRE DÉPARTEMENT
DE SERVICE À LA CLIENTÈLE.**

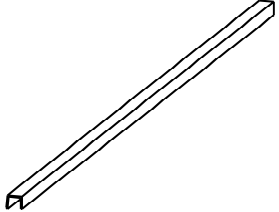
**FOR ASSISTANCE OR TO ORDER PARTS
CONTACT OUR CUSTOMER SERVICE DEPARTMENT**

WWW.MONARCHSERVICE.COM

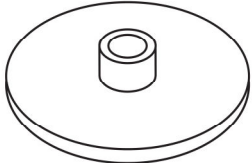

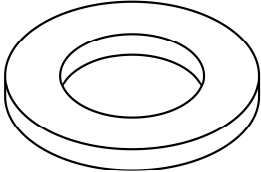
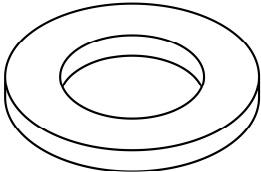
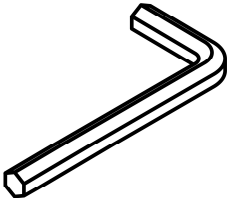
LISTE DES PIÈCES
PARTS LIST

PIÈCE / PART #	IMAGE	DESCRIPTION	QTY / QTÉ
1		TABLE TOP (LARGE) DESSUS DE TABLE (GRAND)	1
2		GLASS PANEL (LARGE) PANNEAU EN VERRE (GRAND)	2
3		TABLE TOP (SMALL) DESSUS DE TABLE (PETIT)	1
4		GLASS PANEL (SMALL) PANNEAU EN VERRE (PETIT)	2
5		PLASTIC BAR (LONG) BARRE EN PLASTIQUE (LONG)	2

LISTE DES PIÈCES
PARTS LIST

PIÈCE / PART #	IMAGE	DESCRIPTION	QTY / QTÉ
6		PLASTIC BAR (SHORT) BARRE EN PLASTIQUE (COURT)	2

LISTE DES PIÈCES DE MONTAGE
HARDWARE LIST

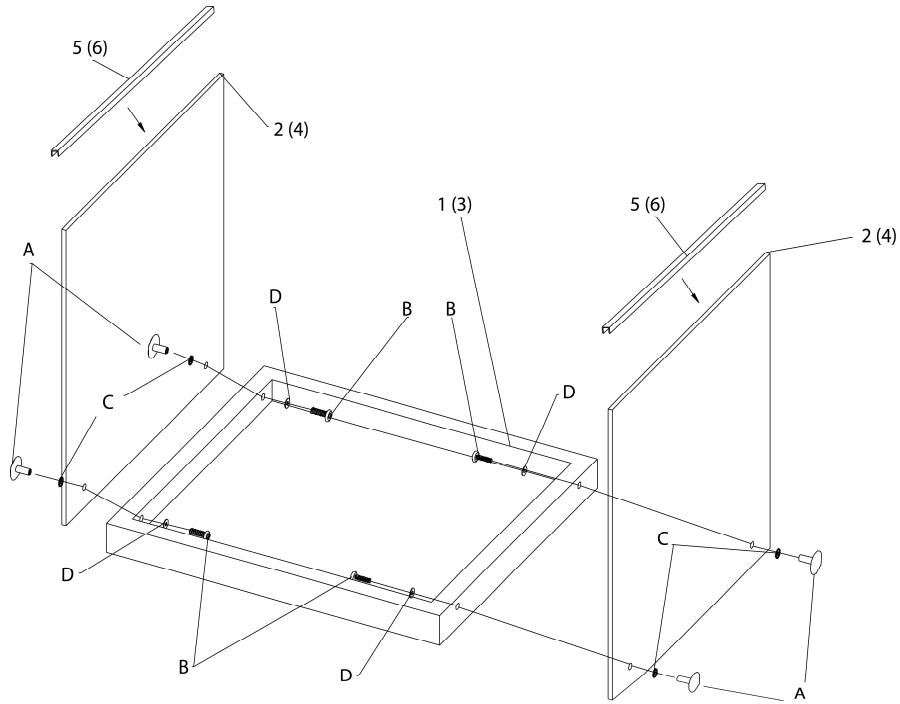
PIÈCE / PART #	IMAGE	DESCRIPTION	QTY / QTÉ
A		CAP - Ø1/4" X 1 3/8" CAPUCHON - Ø1/4" X 1 3/8"	8
B		ASSEMBLING BOLT - Ø1/4" X 1 7/8" BOULON D'ASSEMBLAGE - Ø1/4" X 1 7/8"	8
C		PLASTIC WASHER - Ø3/8" RONDELLE DE PLASTIQUE - Ø3/8"	8
D		METAL WASHER - Ø1/4" RONDELLE DE MÉTAL - Ø1/4"	8
E		HEX KEY CLÉ HEXAGONALE	1



OUTIL DE VÉRIFICATION DE DIMENSIONS DES PIÈCES
HARDWARE DIMENSIONS VERIFICATION TOOL



ÉTAPE / STEP 1



ÉTAPE / STEP 2

