



ASSEMBLY INSTRUCTION

PULA: 4770-256 - Stone Top Round End Table

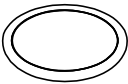
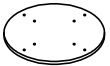


SKU: 23147704



Version#1 - 10/15/2024

This product is manufactured by PULA for Rooms To Go

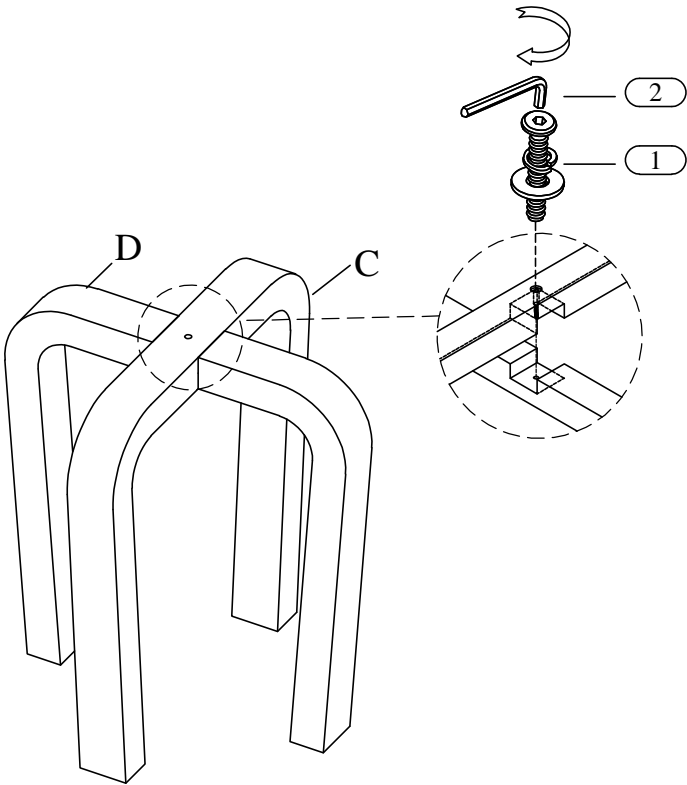
\*\*\* Caution: Please read all instructions carefully before starting the assembly process. These parts are cumbersome and heavy. Therefore, two people are recommended in order to prevent personal injury and ensure the parts are not damaged during the assembly.

\*\*\* Remark: DO NOT fully tighten all bolts until assembly is completed.

Code	PARTS LIST :		
A	Table Top		1Pc
B	Top Panel		1Pc
C	Table leg (Lower)		1Pc
D	Table leg (Upper)		1Pc

Code	HARDWARE LIST		
1	Ø5/16" x 19*2mm Flat Washer		9Pcs
	Ø5/16" Spring Washer		9Pcs
	Ø5/16" x 18 x 1-1/2" Allen Head Bolt		9Pcs
2	4mm Allen Key		1Pc

STEP 1



Hardware Pack Location (s):

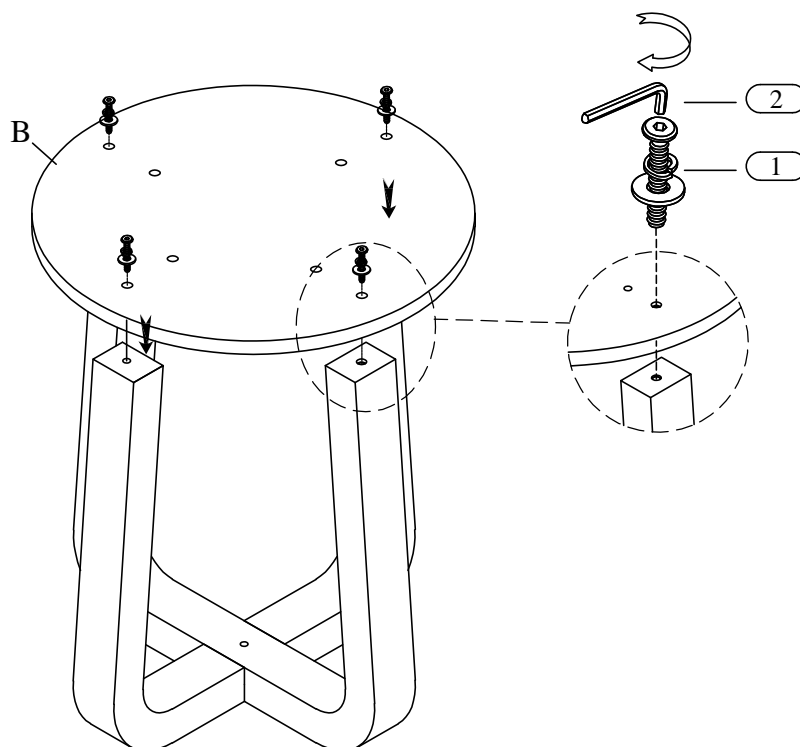
4770-256 - Stone Top Round End Table , SKU: 23147704

This product is manufactured by PULA for **Rooms To Go**

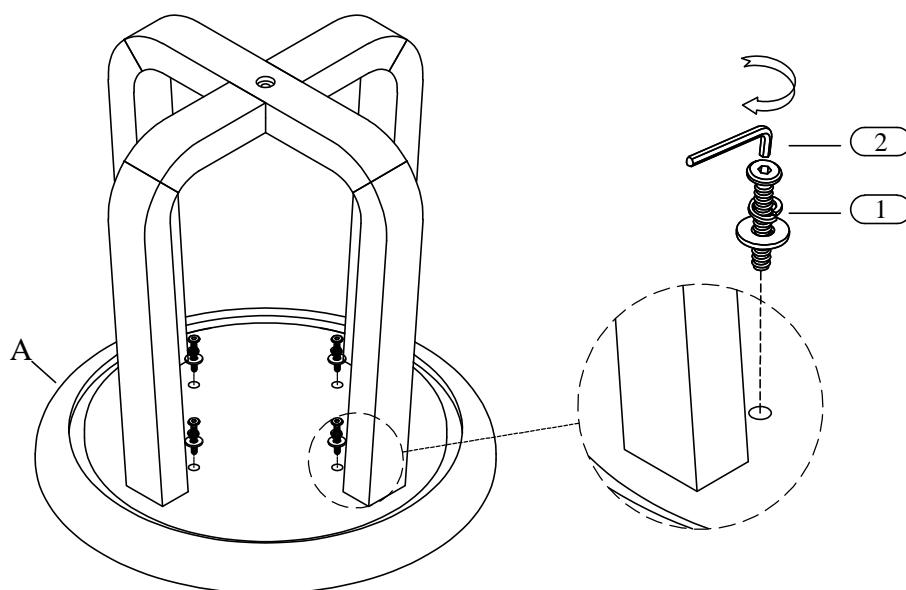
\*\*\* Caution: Please read all instructions carefully before starting the assembly process. These parts are cumbersome and heavy. Therefore, two people are recommended in order to prevent personal injury and ensure the parts are not damaged during the assembly.

\*\*\* Remark: DO NOT fully tighten all bolts until assembly is completed.

## STEP 2



## STEP 3





## ASSEMBLY INSTRUCTION

PULA: 4770-256 - Stone Top Round End Table

SKU: 23147704

Version#1 - 10/15/2024

This product is manufactured by PULA for Rooms To Go

\*\*\* Caution: Please read all instructions carefully before starting the assembly process. These parts are cumbersome and heavy. Therefore, two people are recommended in order to prevent personal injury and ensure the parts are not damaged during the assembly.

\*\*\* Remark: DO NOT fully tighten all bolts until assembly is completed.

### STEP 4

Remark:  
Leveler are pre-installed  
on the Table leg.

