

ATTENTION: Some lettered parts listed on the instructions sheets may not be in the parts bag, they may already be assembled.

TOOLS REQUIRED: Phillips Screwdriver (Not Included)




FIG. 1






FIG. 2

Product image shown is for illustrative purposes only, should not be taken as reference point.

INTRUCTIONS:

- 1.- Unscrew the bolts (A) that are installed in the front of the drawer to take the pull (B)
- 2.-Place the screws from inside the drawer and screw them to the handle pull as shown in FIG. 2

ITEM	DESCRIPTION	IMAGE	SKU	# PZ
A	Bolt 8/32 x 7/8" (ALREADY INSTALLED)		NL-VNBOLT	2
B	HANDLE PULL (ALREADY INSTALLED)		NL-VNHNDL	1

This product is manufactured by



ASSEMBLY INSTRUCTIONS
VANCOUVER CHAIR SIDE TABLE. IFSC 7273 BLUE, IFSC 7273 GRAY
SKU'S :23172769, 23172733