

ROOMS TO GO ASSEMBLY INSTRUCTIONS

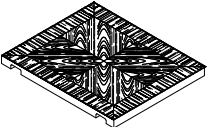
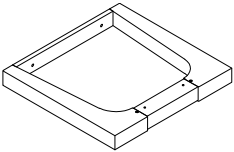
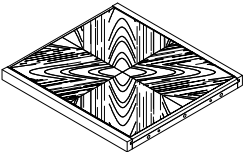
Manufactured by EMRI for Rooms To Go

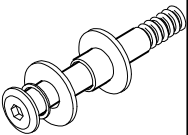

EMRI T325-01: END TABLE

SKU NO: 23203259

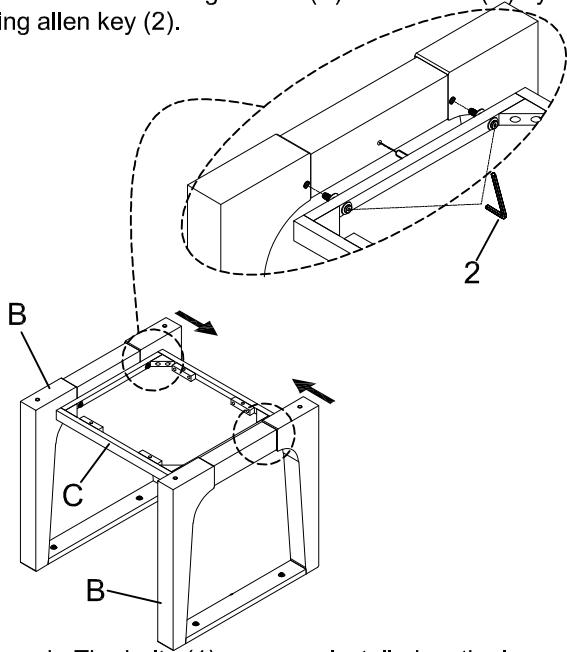
verion #1-08-04-2025

Thank you for purchasing this quality product. Be sure to check all packing material carefully for small parts, which may have come loose inside the carton during shipment. Identify and count all parts and compare with the part list below.


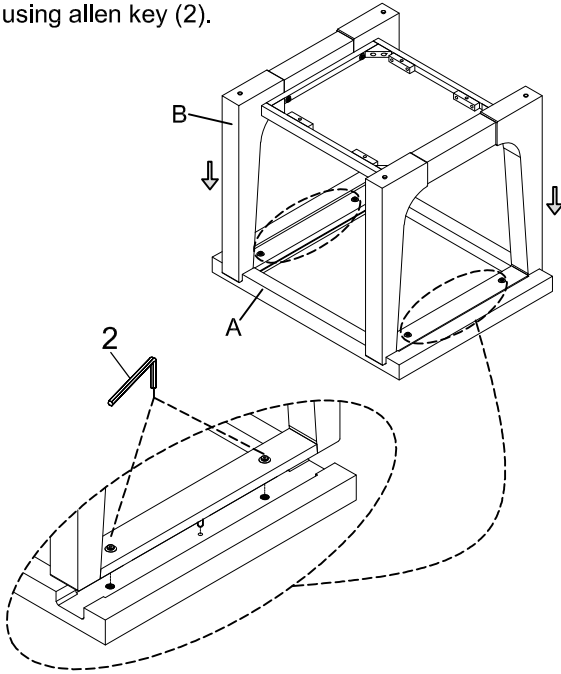
PARTS LIST:			
NO	DESCRIPTION	SKETCH	QTY
A	TOP		1PC
B	LEG FRAME		2PCS
C	SHELF		1PC

HARDWARE PACKAGE			
HARDWARE LIST			QTY
1	Allen Bolt $\varnothing 5/16"$ x 18 x 1-34"(PRE-INSTALLED)		8 SET
	Spring Washer $\varnothing 5/16"$ (PRE-INSTALLED)		
	Flat Washer $\varnothing 5/16"$ (PRE-INSTALLED)		
	Threaded Washer $\varnothing 5/16"$ -18 x 10mm(PRE-INSTALLED)		
2	Allen wrench 4 x 74 x 30mm		1 pc

Remark: The bolts (1) were pre-installed on the shelf.
STEP 1 Attach the leg frames (B) to the shelf (C) by using allen key (2).



Remark: The bolts (1) were pre-installed on the leg frames.
STEP 2 Attach the leg frames (B) to the top (A) by using allen key (2).



Hardware Pack Location:

T325-01: END TABLE ,SKU NO: 23203259

CLEANING INSTRUCTION: Clear with a soft cloth and warm water with a diluted mild detergent. Follow with a soft cloth and clear water rinse . Then dry thoroughly with a soft cloth.