



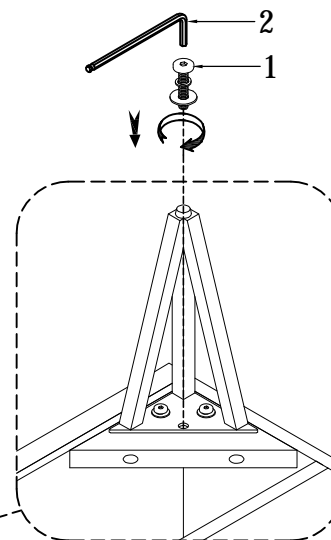


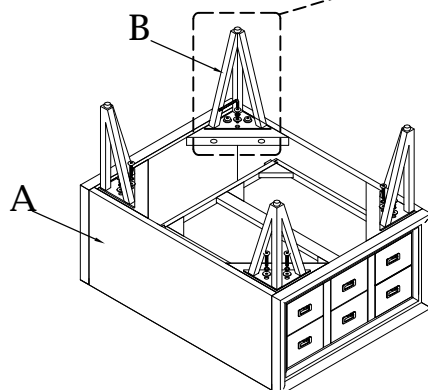
THANK YOU FOR PURCHASING THIS QUALITY PRODUCT. BE SURE TO CHECK ALL PACKING MATERIALS CAREFULLY FOR SMALL HARDWARE WHICH MAY HAVE COME LOOSE INSIDE THE CARTON DURING SHIPMENT. IDENTIFY AND COUNT ALL HARDWARE AND COMPARE WITH THE HARDWARE LIST BELOW.

PARTS LIST :			
No.	Description	Sketch	Q' TY
A	Top Table		1 pc
B	Metal Legs		4 pcs


HARDWARE LIST :				
No.	HARDWARE LIST			Q' TY
1		Bolt Flat washer Lock washer	Ø5/16"-18 x 3/4" Ø5/16" x 12 Ø5/16" x 19	12 pcs
2		L-Allen Key	4mm	1 pc



Step 1 : Using the Allen Key tighten all bolts



Complete



Hardware Pack Location:

END TABLE SKU: 23236537