








Thank you for purchasing this quality product. Be sure to check all packing material carefully for small parts that may have come loose inside the carton during shipment. (Note: Loosely thread all screws/bolts first. Once the item is assembled then completely tighten.)

TOOLS REQUIRED				HARDWARE LIST:				
PARTS LIST:				No.	Sketch	Description	Size	Quantity
No.	Description	Sketch	Quantity	E		Bolt	ø5/16" * 2"	12
A	Panel		1	F		Flat Washer	ø5/16" * 3/4"	12
B	Legs		4	G		Lock Washer	ø5/16"	12
C	Bottom Board		1	H		Allen Wrench	M5	1

