




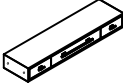
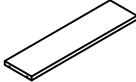
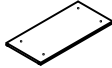
# Assembly Instructions

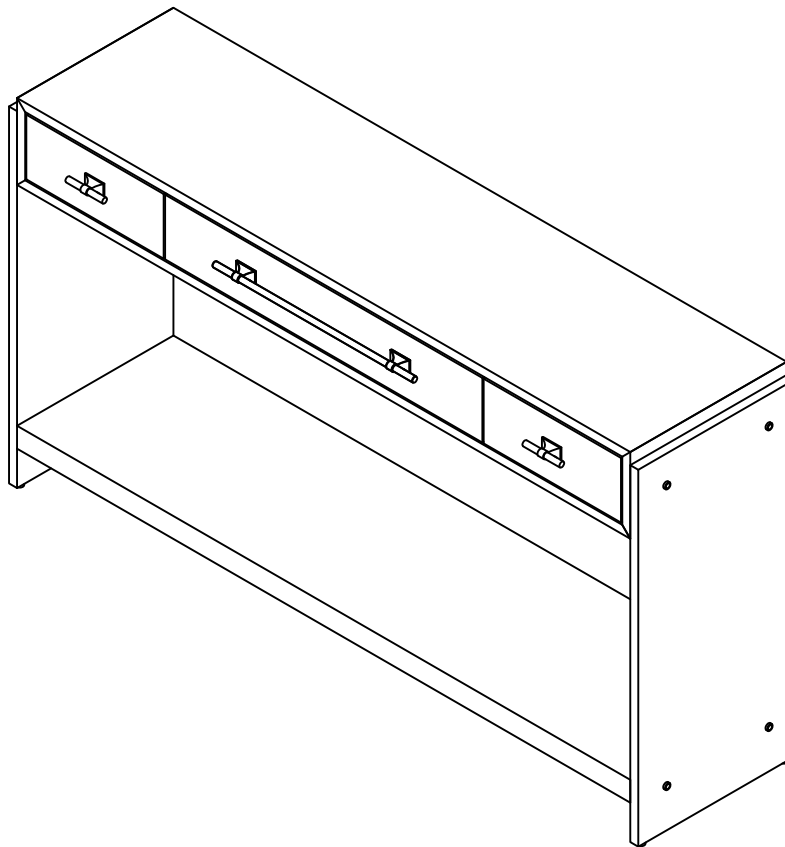
TIMI U3008-03    Sofa Table    SKU: 23830082

Manufactured by TIMI for Rooms To Go

VERSION 1.0 - 2024/03/28

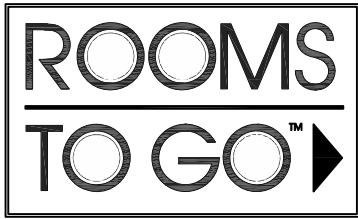
HARDWARE LIST					
STEP	NO.	DESCRIPTION		SKETCH	Q'TY
1	A	Allen key	4 mm		2 pcs
1	B	Allen bolt w/ threaded washer	1/4"x20x1-1/4" (Head diameter Ø12mm)		8 pcs
2	C	Metal cap	Ø18x6mm		8 pcs

PART	PICTURE	DESCRIPTION	Q'TY
PART LIST			
1		Table Top	1 pc
2		Bottom shelf	1 pc
3		Acrylic side panel	2 pcs



Hardware Pack Location(s):

TIMI U3008-03    Sofa Table    SKU: 23830082



# Assembly Instructions

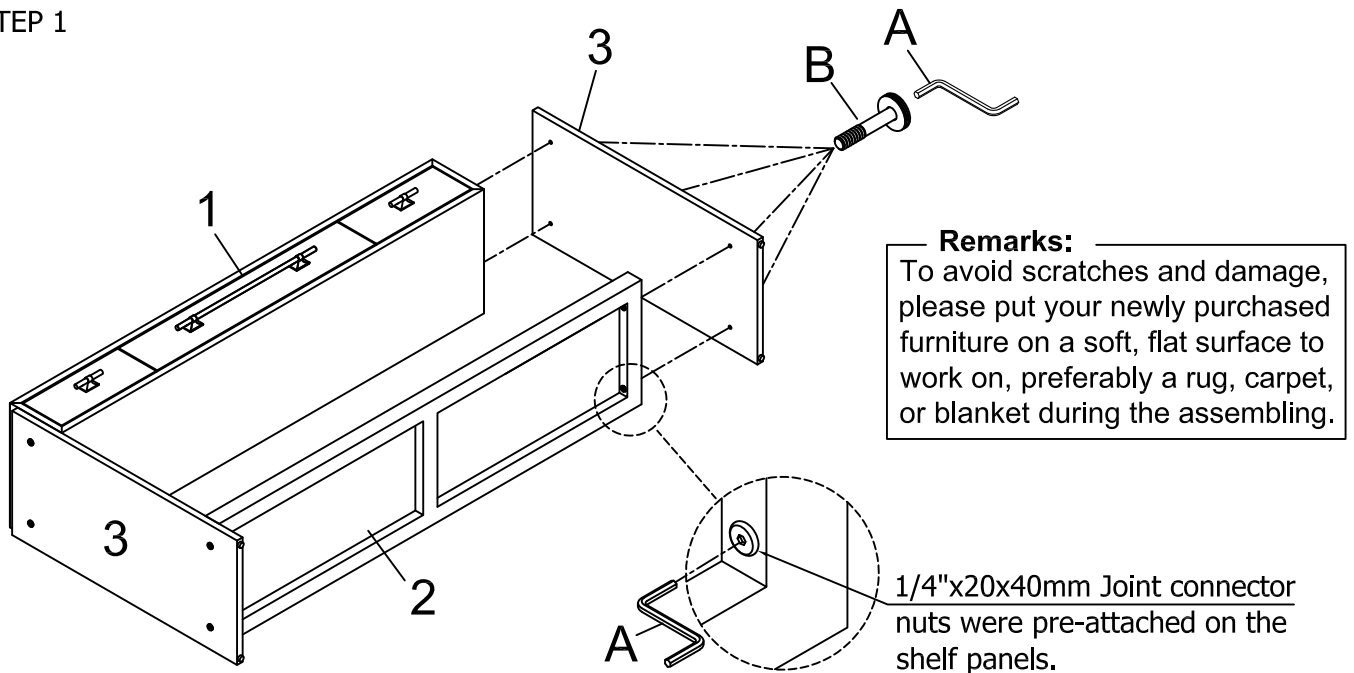
TIMI U3008-03 Sofa Table SKU: 23830082

Manufactured by TIMI for Rooms To Go

VERSION 1.0 - 2024/03/28

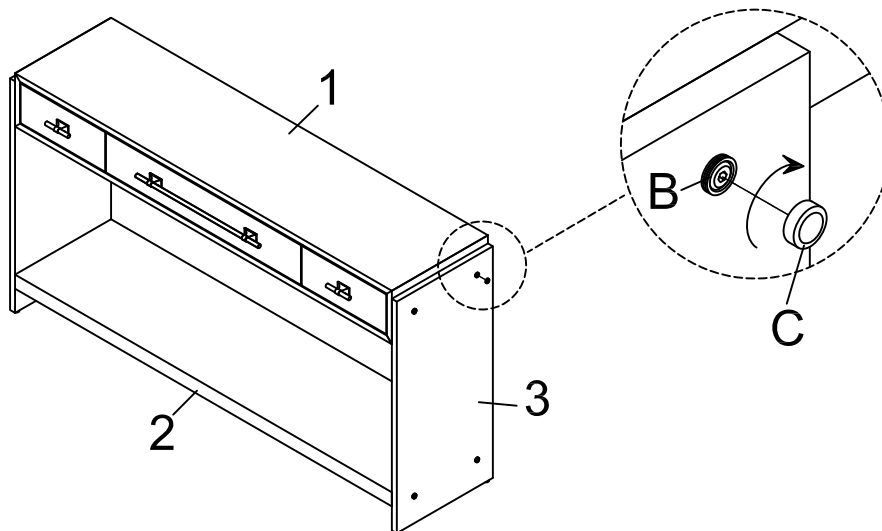
\*\*\* Caution: Please read all instructions carefully before starting the assembly process. These parts are cumbersome and heavy. Therefore, two people are recommended in order to prevent personal injury and ensure the parts are not damaged during assembly.

## STEP 1



Assemble the Acrylic side panel (3) to the Table Top (1) and Bottom shelf (2).

## STEP 2



Assemble the metal caps (C) to the Allen bolts on the Acrylic Side panel (3)