



ASSEMBLY INSTRUCTIONS

RHHL 2373-090 CONSOLE

SKU: 23923736

Manufactured By: RHHL for Rooms To Go
KM 13.8 Carretera Federal Puebla - Atlixco C.P. 74350

HARDWARE LIST				
ITEM	DESCRIPTION	IMAGE	SKU	# PZ
1	Allen Bolt 1/4 - 20 x 50 mm			8
2	Spring Washer 3/8 x 16 mm			8
3	Washer 1/4			8
4	Allen Wrench 4mm			1
PART LIST				
ITEM	DESCRIPTION	IMAGE	SKU	# PZ
A	Sofa Top			1
B	Sofa legs			4



Hardware Pack Location(s): Below the Top



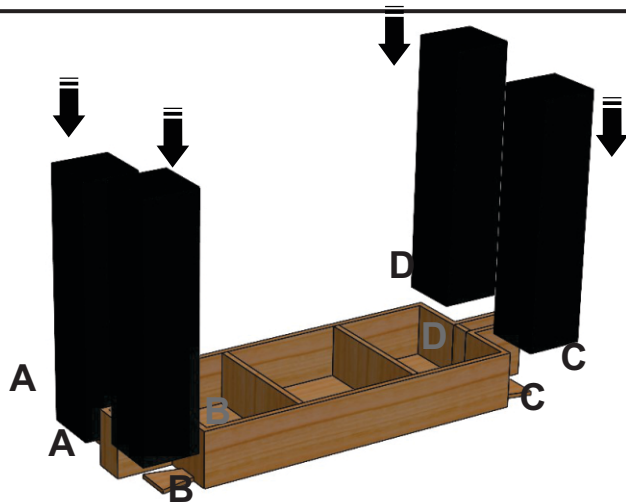
ASSEMBLY INSTRUCTIONS

RHHL 2373-090 CONSOLE

SKU: 23923736

Manufactured By: RHHL for Rooms To Go
KM 13.8 Carretera Federal Puebla - Atlixco C.P. 74350

Caution: Please read all instructions before starting the assembly process. These parts are cumbersome and heavy. Therefore, two people are recommended in order to prevent person injury and insure te parts are not damaged during the assembly



Instructions:

- 1) Carefully place the top upside down over a clean surface
- 2) Attach the four table legs in the order labeled (Side A with cover A, Side B with cover B, Side C with cover C and Side D with cover D) as shown in FIG. 1

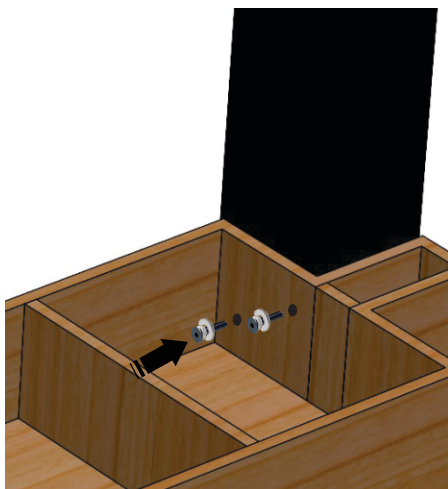


FIG. 2

- 3) Place the allen bolt using the 4mm Allen key included in your kit as shown in the image as show in FIG. 2.
- 4) When the bolt becomes tight turn a n additional quarter turn of tightening to secure the leg.

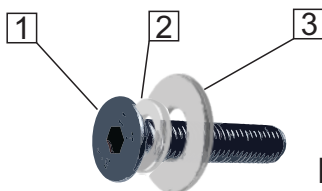


FIG. 3

Assembly reference image

Hardware Pack Location(s): Below the Top