


Assembly Instructions

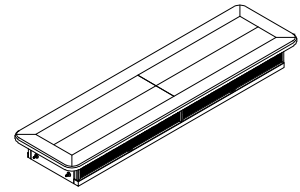
BFGP 339-003-T

SOFA TABLE

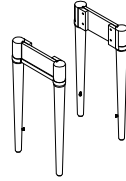
SKU#23938802

STEP	CODE	HARDWARE		Q'TY
2,3	A		Allen key 4mm	1PC

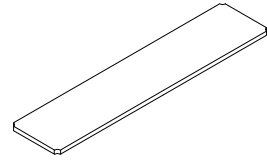
PART LISTS



1. Table Top - 1 PC



2. Leg Frames - 2 PCS



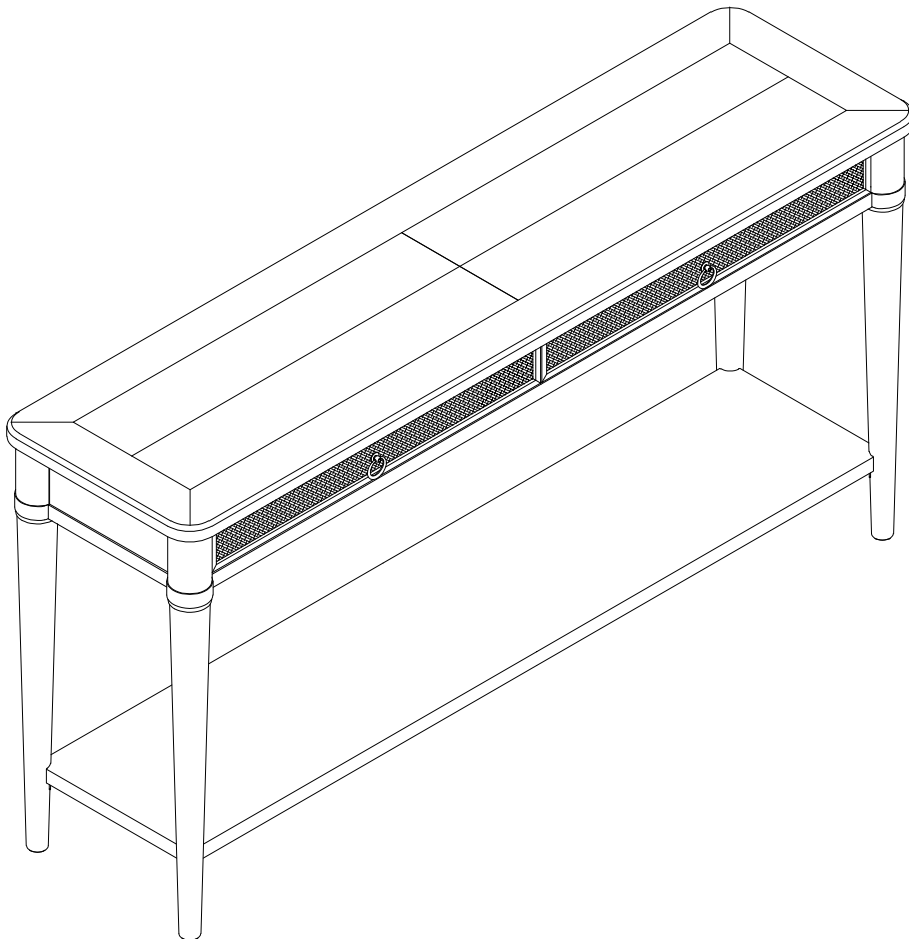
3. Shelf - 1 PC



4. Support Leg - 1 PC

Hardware Pack Location (s):

BFGP 339-003-T SOFA TABLE
SKU#23938802



This product is manufactured by BFGP for

ROOMS TO GO ►

MADE IN VIETNAM

VERSIONS# 1 - 15/04/2025

1 OF 2

Assembly Instructions

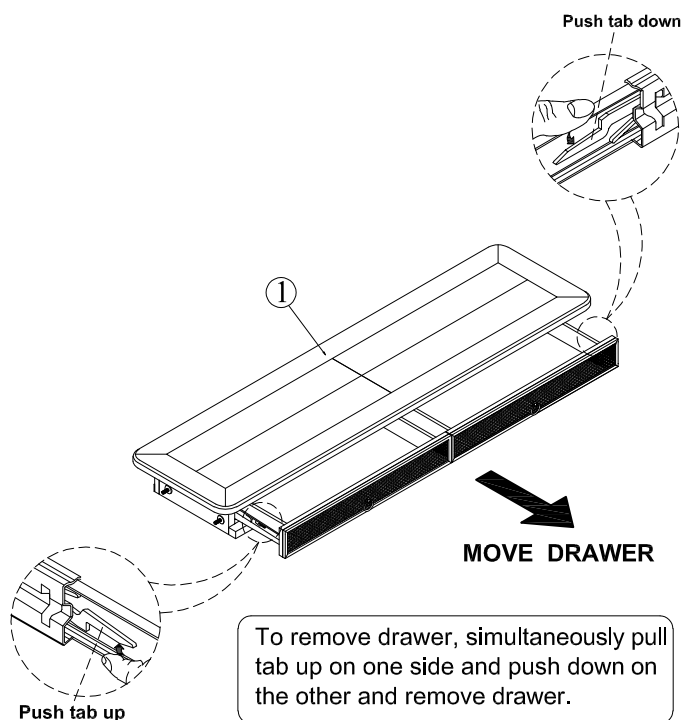
BFGP 339-003-T

SOFA TABLE

SKU#23938802

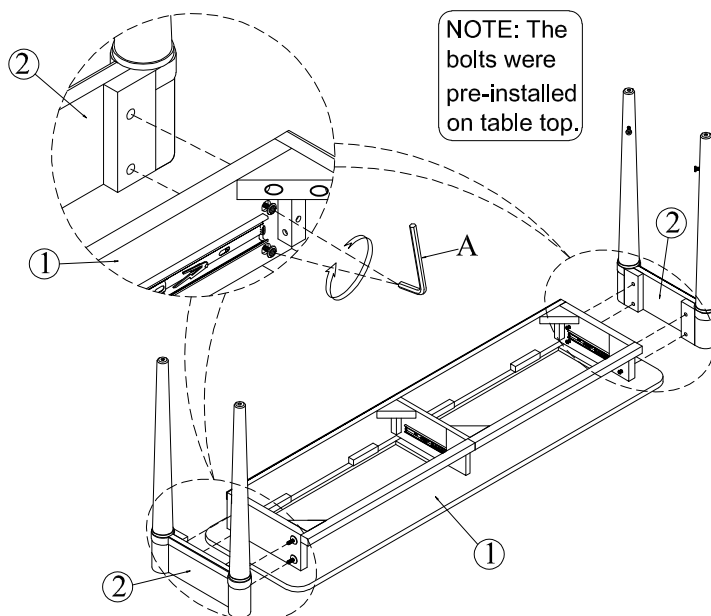
***Caution: Please read all instructions carefully before starting the assembly process. These parts are cumbersome and heavy. Therefore, two people are recommended in order to prevent personal injury and ensure the parts are not damage during the assembly.

STEP 1:



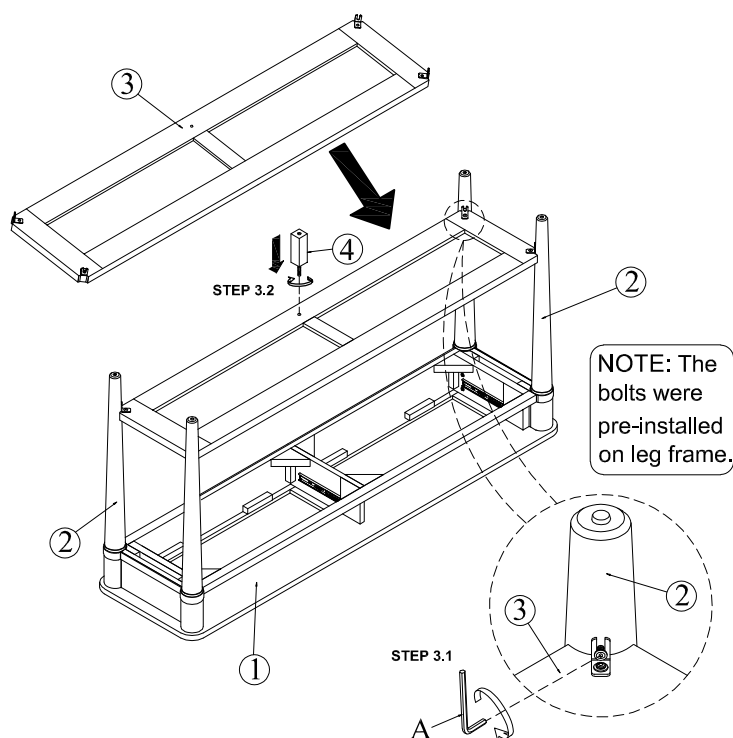
STEP 2:

Attach Leg Frame(2) to Table Top (1) by using Bolt with Allen Key (A).
Remarks: Do not fully tighten all the bolts until all the legs are installed in place with Shelf.



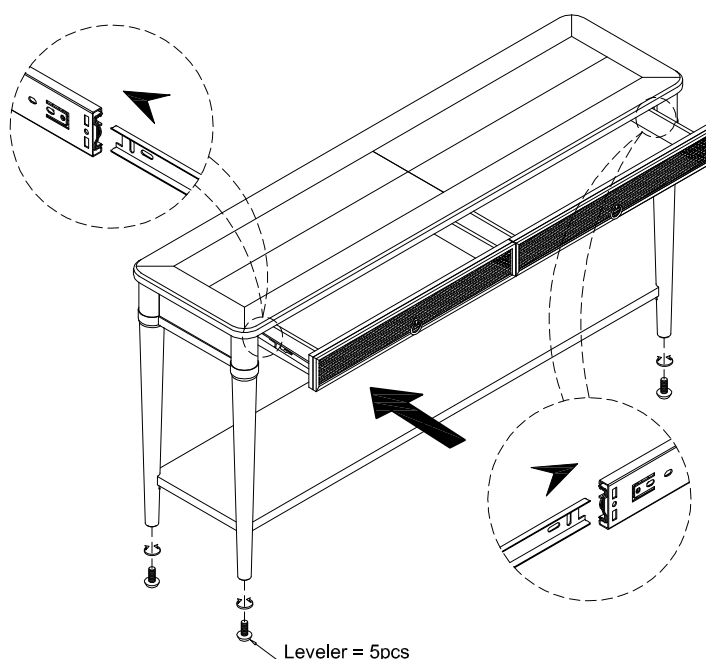
STEP 3:

3.1: Attach Shelf (3) to legs installed through metal bracket by using Bolt with Allen Key (A).
3.2: Assembly Support legs (4) to Shelf (3) as shown.



Assemble the drawer back into original position by align the metal glides. Make sure both side are properly aligned then gently push the drawer until slightly stopped by the slide. Open and close the drawer 3 times to make sure the drawer operates smoothly.

COMPLETED



This product is manufactured by BFGP for

ROOMS TO GO

MADE IN VIETNAM

VERSIONS# 1 - 15/04/2025

2 OF 2