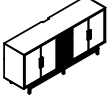
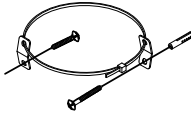
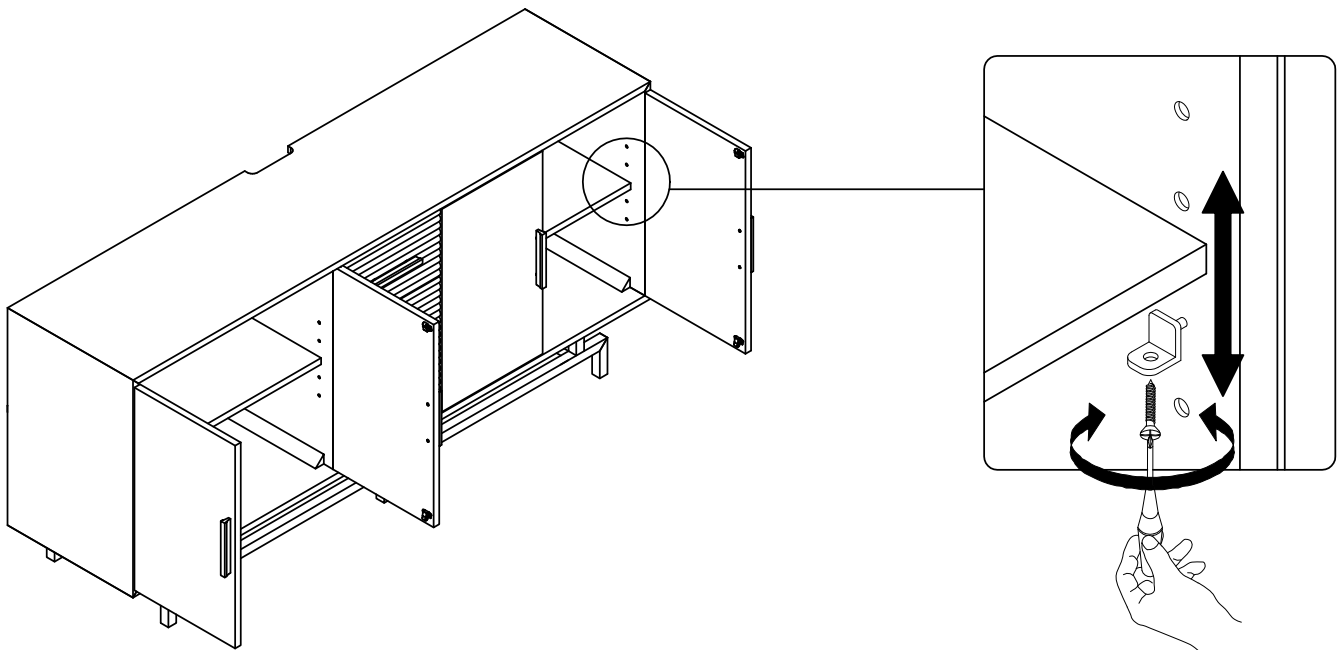


***Caution: Please read all instructions carefully before starting the assembly process. These parts are cumbersome and heavy. Therefore, two people are recommended in order to prevent personal injury and insure the parts are not damaged during the assembly.

Code	PARTS LIST:		
A	66" Console		1Pc

Step	Code	Hardware List		
2	B	Screw - #8x3x50mm		1Pc
		Screw - #8x3x15mm		1Pc
		Metal Anchor - 1.2x15x15mm		2Pcs
		Restraint Strap - 5x7x250mm		1Pc
		Fisher - Ø1/4x40mm		1Pc

STEP 1



STEP 2

