


MAXIMUM RECOMMENDED WEIGHT LOADS

MANUFACTURER: WHALEN FURNITURE MFG.
1578 AIR WING ROAD SAN DIEGO CA 92154
CATALOG: DEL MAR FIREPLACE READY CONSOLE
MODEL: DME5233FPC-BRM/BRW/BRG/PV/BC/RG
RTG SKU-
24055332
24053338
24054330

Fits most 55" Flat Panel TVs. Maximum Load 135 lbs



Maximum load 20 lbs

⚠ WARNING THIS UNIT IS NOT INTENDED FOR USE WITH CRT TVs. USE ONLY WITH FLAT PANEL TVs AND AUDIO/VIDEO EQUIPMENT MEETING THE RECOMMENDED WEIGHT AND SIZE LIMITS. NEVER USE WITH LARGER/HEAVIER TV's OR EQUIPMENT THAN RECOMMENDED. TO AVOID INSTABILITY, PLACE FLAT PANEL TV IN THE CENTER OF THE UNIT. THE BASE OF THE TELEVISION MUST BE ABLE TO REST ON THE SUPPORTING SURFACE OF THE UNIT WITHOUT OVER-HANGING THE EDGES. IMPROPERLY POSITIONED FLAT PANEL TVs OR FLAT PANEL TVs INCLUDING OTHER EQUIPMENT THAT EXCEED THE RECOMMEND SIZE AND WEIGHT LIMITS COULD FALL OFF OR BREAK THE UNIT, CAUSING POSSIBLE SERIOUS INJURY. FOR USE WITH TVs WEIGHING LESS THAN 135 LBS (61.2KG) OR LESS. USE WITH HEAVIER TELEVISIONS MAY RESULT IN INSTABILITY CAUSING A TIP OVER RESULTING IN DEATH OR SERIOUS INJURY.



Care and Maintenance

- Use a soft, clean cloth that will not scratch the surface when dusting
- Use of furniture polish is not necessary. Should you choose to use polish, test first in an inconspicuous area
- Using solvents of any kind on your furniture may damage your furniture's finish
- Never use water to clean your furniture as it may damage the finish
- Always use coasters under beverage glasses and flowerpots
- Liquid spills should be removed immediately. Using a soft, clean cloth, blot the spill gently. Avoid rubbing
- Always use protective pads under hot dishes and plates. Heat can cause chemical changes that may create spotting within the furniture finish
- In the event that your furniture is stained or otherwise damaged during use, we recommend that you call a professional to repair your furniture.
- Check bolts/screws periodically and tighten them if necessary.

Further Advice about Wood Furniture Care

It is best to keep your furniture in a climate-controlled environment. Extreme temperature and humidity changes can cause fading, warping, shrinking and splitting of wood. It is advised to keep furniture away from direct sunlight as sun may damage the finish.

Proper care and cleaning at home will extend the life of your purchase. Following these important and helpful tips will enhance your furniture as it ages.

 WARNING	
	<p>Children have died from furniture tip-over.</p> <p>To reduce the risk of furniture tip-over:</p> <ul style="list-style-type: none">• ALWAYS install tip-over restraint provided.• FOR use with televisions weighing 135 lbs / 61.2 kg or less. Use with heavier televisions may result in instability causing tip-over resulting in death or serious injury.• NEVER allow children to stand, climb or hang on drawers, doors, or shelves.• NEVER open more than one drawer at a time.• Place heaviest items in the lowest drawers. <p>Use of tip-over restraints may only reduce, but not eliminate, the risk of</p>

 **WARNING**

**Please use your furniture correctly and safely.
Improper use can cause safety hazards, or damage to
your furniture or household items. Carefully read the
following safety information.**

TV Console Weight Specifications:

- The maximum weight for the TV on the Console top is: 135 Lbs.
- The maximum weight for the shelves is: 20 Lbs.

TV Console Width Specifications:

- The maximum width of the television intended to be used with this media unit is:
55 Inches

Safety Alert Information:

- " **WARNING** - Death or serious injury may occur when children climb on audio and/or video equipment furniture. A remote control or toys placed on the furniture may encourage a child to climb on the furniture and as a result the furniture may tip over onto the child."

Safety Alert Information:

- " **WARNING** - Relocating audio and/or video equipment to furniture not specifically designed to support audio and/or video equipment may result in death or serious injury due to the furnishing collapsing or overturning onto the child."

Safety Alert Information:

Overloading Drawers and shelves may result in furniture that can break, sag, or tip over. This can result in injury.

Never exceed the weight limits shown

Always place heavier items on lower shelves as far back from the front as possible

Safety Alert Information:

Moving furniture that is not designed to be moved or equipped with casters may result in injury or damage to furnishings and/or personal property.

Always unload shelves and drawers, starting with top surfaces, before moving.

Never push or pull furniture on carpet. Have a second person help lift properly to move and/or reposition furniture.

TV Placement on the console:

“Always place TV no more than two inches from the back edge of the console. Placing TV more than two inches from the back edge may increase the risk that the console will tip over”

Anti-Tip Hardware Kit:

“The Anti Tip hardware kit requires a screwdriver for the mounting of the anchor to the wall. **Screwdriver not included.**”

