

# Assembly Instructions

500-075 FW UNIVERSAL PIER BOOKCASE SKU 24251100  
500-075 NB UNIVERSAL PIER BOOKCASE SKU 24251112  
500-075 GR UNIVERSAL PIER BOOKCASE SKU 24251124

This product is manufactured by HLLC for





ROOMS TO GO ►

STEP 1. Remove the drawer, unlocking it as shown on fig.1 ( left side push up, right side push down )

STEP 2. Take out the plastic bottoms pushing from inside the case as shown on fig. 2

STEP 3. Adjust the cases using the levelers as shown on fig. 3

STEP 4. Install the allen screw and nut using the two allen keys ( provided ) as shown on fig. 4

QUANTITY	DESCRIPTION	
1	ALLEN SCREW 1/4" X 20 X 1 1/4" + NUT	
2	ALLEN KEY	
1	LOCK WASHERS	
1	WASHERS	

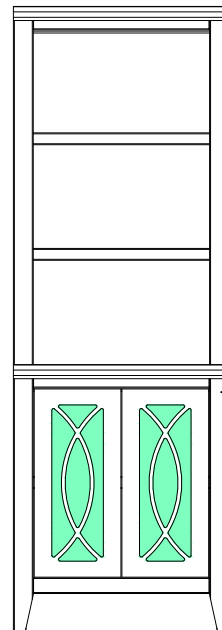


FIG 2.

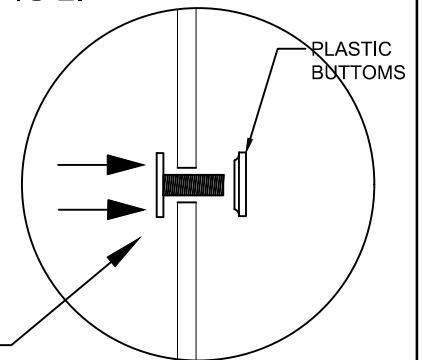
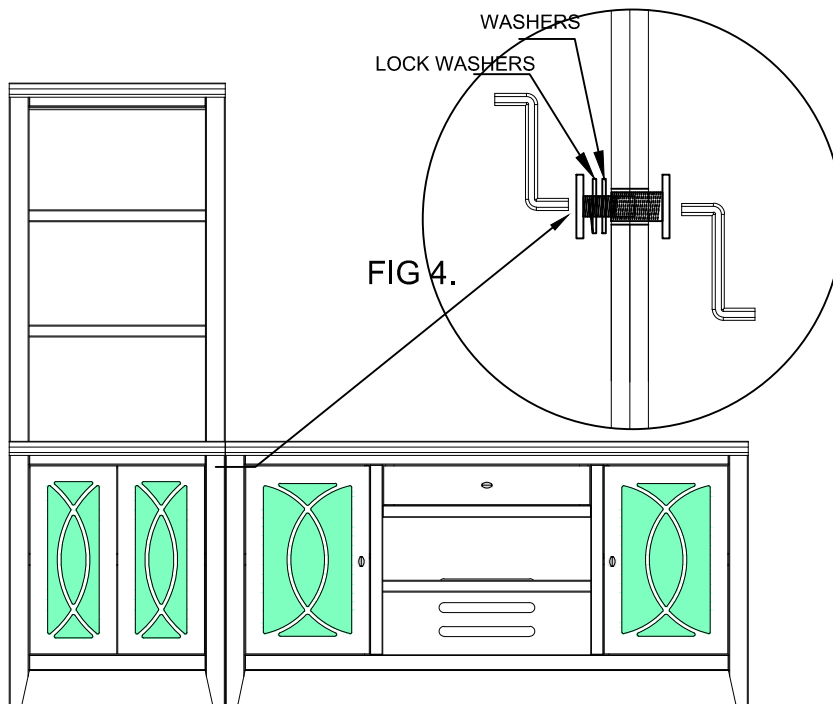
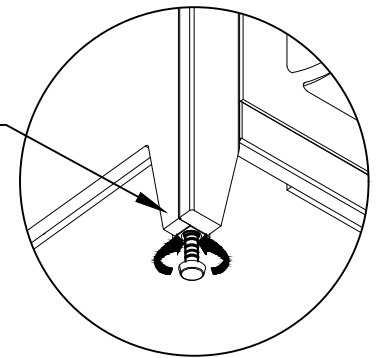


FIG 3.



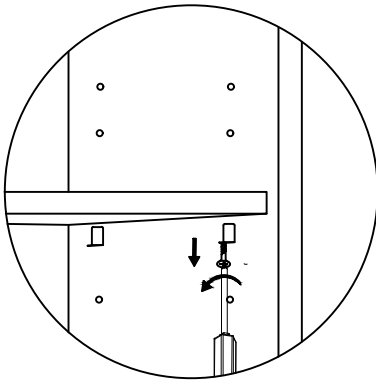
# Assembly Instructions

500-075 FW UNIVERSAL PIER BOOKCASE	SKU 24251100
500-075 NB UNIVERSAL PIER BOOKCASE	SKU 24251112
500-075 GR UNIVERSAL PIER BOOKCASE	SKU 24251124

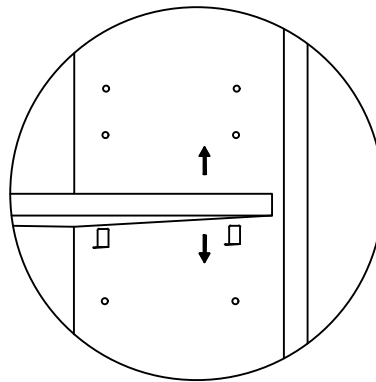
This product is manufactured by HLLC for

ROOMS TO GO ►

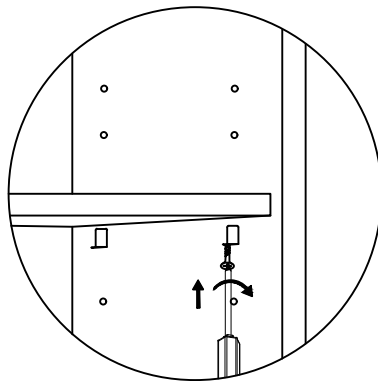
STEP 1



STEP 2



STEP3



NOTE: SCREWDRIVER NOT INCLUDED

VERSION 01 CREATED 04/2025