

Assembly Instructions

FRNR 5597-79 UNIVERSAL PIER - SKU#24255970

Manufactured by FRNR for Rooms To Go

Version 1 - 2024/09/26

Thank you for purchasing this quality product. Be sure to check all packing material carefully for small parts, which may have come loose inside the carton during shipment. Identify and count all parts and compare with the **HARDWARE LIST** below.

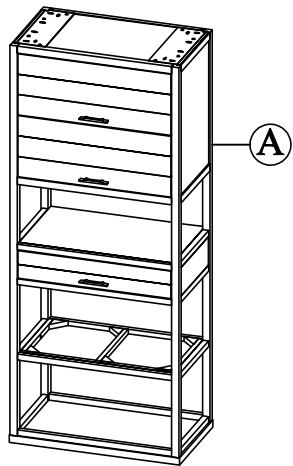
Caution: Please read instructions thoroughly before unparking assembly parts.

- 1. We recommend that you assembly this product with the assistance of another person; this will make assembly easier, and will help to eliminate damage to the product or injury to persons during assembly.
- 2. Please to not over tighten screws or bolt until the assembly is completed.
- 3. Please put all parts on a non-abrasive floor before assembly, and follow the assembly steps to assemble your newly purchased product correctly and effciently.

HARDWARE LIST			
No.	Drawing	Descriptions	Q'TY
1		Allen Bolt : Ø5/16"*18*20mm	8
		Spring washer : Ø5/16"*Ø14mm	8
		Flat washer : Ø5/16"*Ø18mm	8
		Allen wrench : 4mm	1
Tool Required: Philip screwdriver (not provided)			

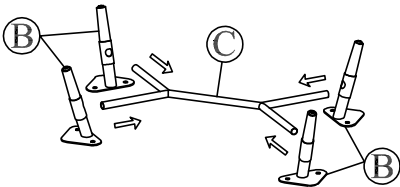
PART LIST			
No.	Drawing	Descriptions	Q'TY
A		Case body	1
B		Leg	4
C		Horizontal Support Rail	2

STEP 1

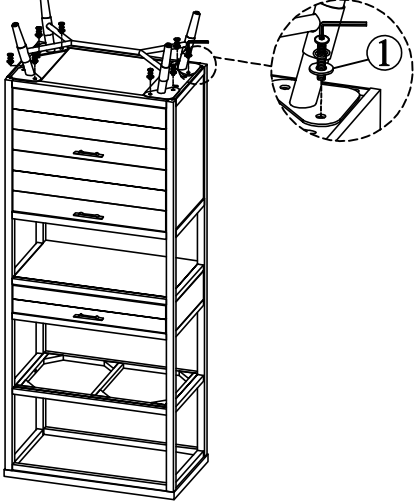


STEP 2

Attach 4 legs to horizontal support rail as shown.



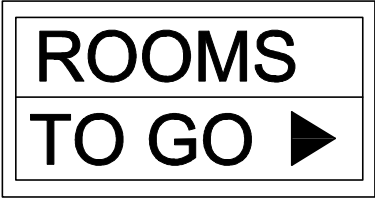
STEP 4



STEP 3

Attach 4 legs with horizontal support rail to Case body as shown.





Assembly Instructions


FRNR 5597-79 UNIVERSAL PIER - SKU#24255970

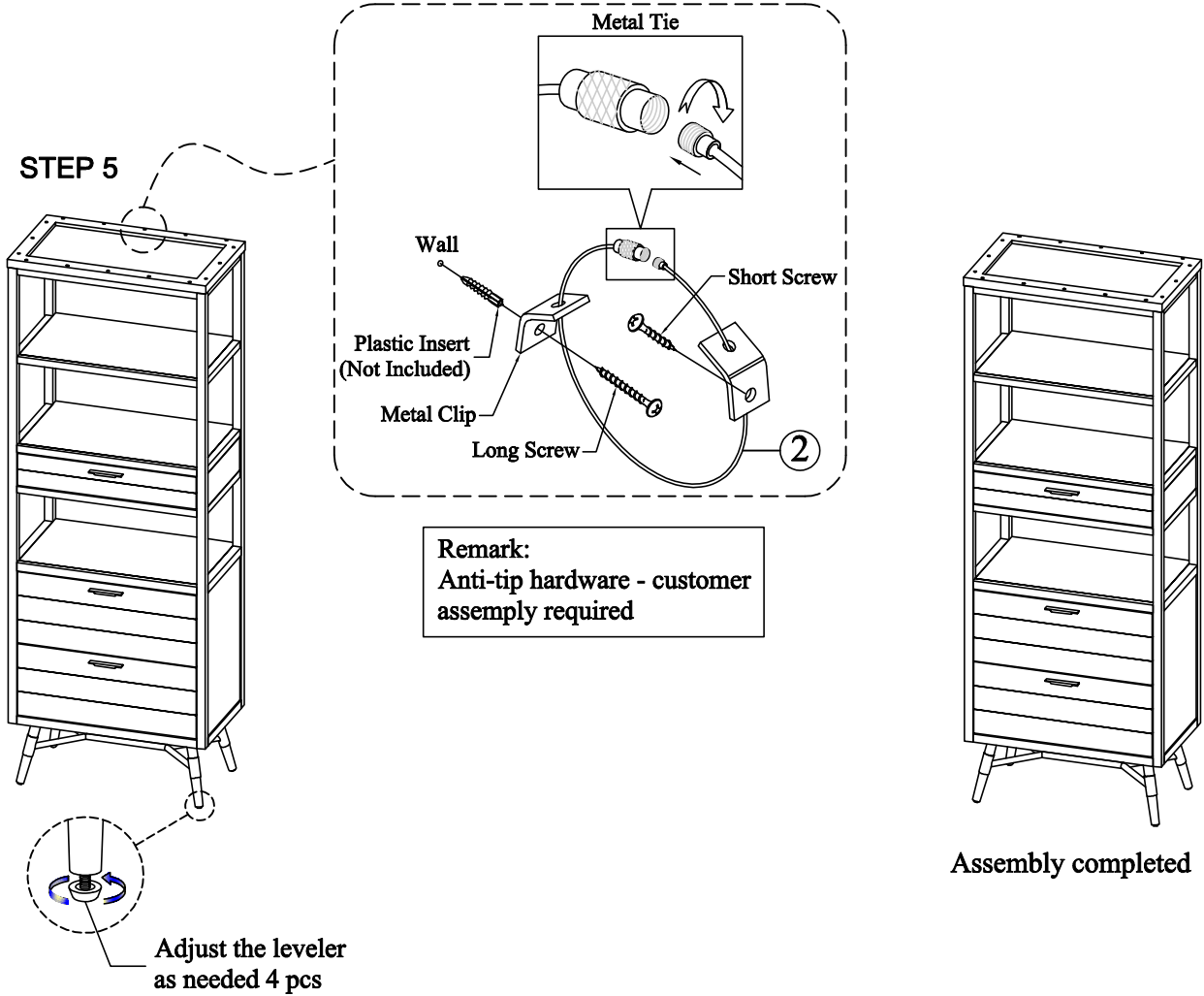
Manufactured by FRNR for Rooms To Go

Version 1 - 2024/09/26

Thank you for purchasing this quality product. Be sure to check all packing material carefully for small parts, which may have come loose inside the carton during shipment. Identify and count all parts and compare with the **HARDWARE LIST** below.

Caution: Please read instructions thoroughly before unparking assembly parts.

HARDWARE LIST			
No.	Drawing	Descriptions	Q'TY
2		Anti-tip	1
Tool Required: Philip screwdriver (not provided)			



Please note: to install the Universal Pier on the Console, please refer to the following pages for assembly instructions.

FRNR 5597-80 - CONSOLE 80" - SKU#24155978

FRNR 5597-79 UNIVERSAL PIER - SKU#24255970

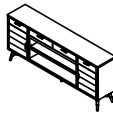
Manufactured by FRNR for Rooms To Go

Version 1 - 2024/09/26




Thank you for purchasing this quality product. Be sure to check all packing material carefully for small parts, which may have come loose inside the carton during shipment. Identify and count all parts and compare with the **HARDWARE LIST** below.

Caution: Please read instructions thoroughly before unparking assembly parts.

CONSOLE 80" (Sold separately)**PART LIST**

No.	Drawing	Descriptions	Q'TY
A		Console 80"	1

HARDWARE LIST

No.	Drawing	Descriptions	Q'TY
1		Allen Bolt : Ø1/4"*20*20mm	4
		Spring washer : Ø1/4"*Ø14mm	4
		Flat washer : Ø1/4"*Ø18mm	4
		Allen wrench : 4mm	1
2		Metal plate	2

Hardware Pack Locations

FRNR 5597-79 - Universal Pier - SKU#24255970

CARE & USE INSTRUCTIONS

(For FRNR 5597-80 80" CONSOLE - SKU# 24155978)

WARNING - Death or serious injury may occur when children climb on audio and/or video equipment furniture. A remote control or toys placed on the furnishing may encourage a child to climb on the furnishing and as a result the furnishing may tip over on to the child.

WARNING - Relocating audio and/or video equipment to furniture not specifically designed to support audio and/or video equipment may result in death or serious injury due to the furnishing collapsing or over turning onto the child.

Manufactured by THANH THANG THANG LONG JSC.
Address: Ba Tri hamlet, Tan Hiep commune, Tan Uyen City, Binh Duong province, Vietnam.

WARNING

- For use with televisions weighing 50lbs / 22.68 Kgs or less. Use with heavier televisions may result in instability causing tip over resulting in death or serious injury.

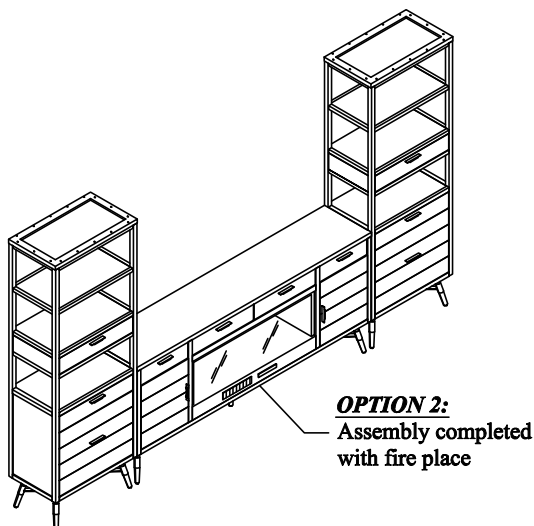
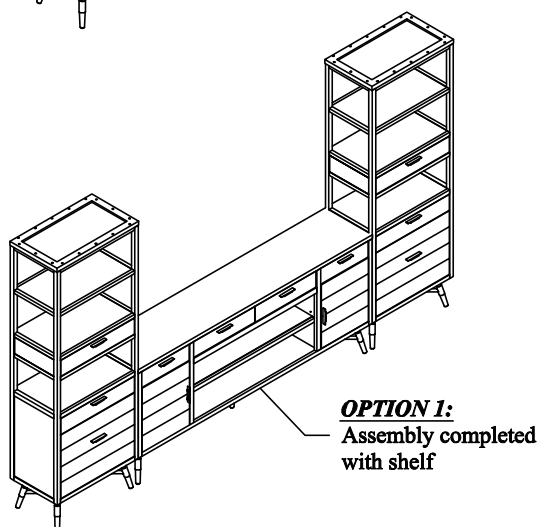
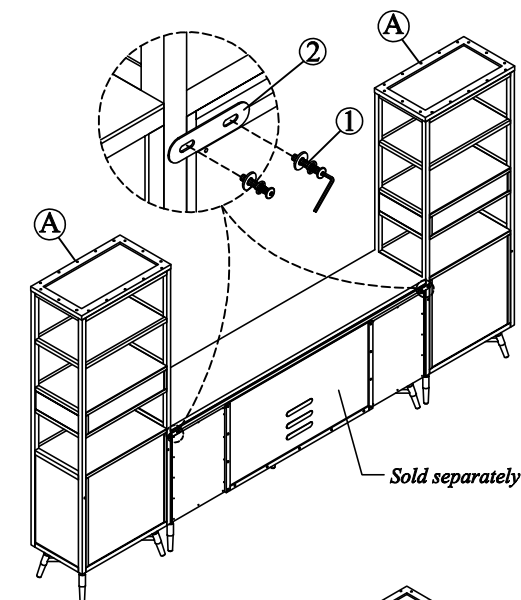
- Plasma/LCD-flat panel TV screen of various screen size to a maximum TV screen size 79 inches.

- Each drawer should not be loaded more than 25lbs / 11.34 Kgs.
Each shelf should not be loaded more than 25lbs / 11.34Kgs.

- **DO NOT EXCEED RECOMMENDED LOAD.** Use with products heavier than the maximum sizes and weights indicated may result in instability causing possible injury.

- Do not allow children under 16 years to move unit.

- Always place TV no more than two inches from the back edge of the console. Placing TV more than two inches from the back edge may increase the risk that the console will tip over.



ROOMS

TO GO ►

Assembly Instructions

FRNR 5597-66 - CONSOLE 66" - SKU#24055976

FRNR 5597-79 UNIVERSAL PIER - SKU#24255970

Manufactured by FRNR for Rooms To Go

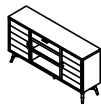
Version 1 - 2024/09/26

Thank you for purchasing this quality product. Be sure to check all packing material carefully for small parts, which may have come loose inside the carton during shipment. Identify and count all parts and compare with the **HARDWARE LIST** below.




Caution: Please read instructions thoroughly before unparking assembly parts.

CONSOLE 66" (Sold separately)

PART LIST

No.	Drawing	Descriptions	Q'TY
A		Console 66"	1

HARDWARE LIST

No.	Drawing	Descriptions	Q'TY
1		Allen Bolt : Ø1/4"*20*20mm	4
		Spring washer : Ø1/4"*Ø14mm	4
		Flat washer : Ø1/4"*Ø18mm	4
		Allen wrench : 4mm	1
2		Metal plate	2

Hardware Pack Locations

FRNR 5597-79 - Universal Pier - SKU#24255970

CARE & USE INSTRUCTIONS

(For FRNR 5597-66 66" CONSOLE - SKU# 24055976)

WARNING - Death or serious injury may occur when children climb on audio and/or video equipment furniture. A remote control or toys placed on the furnishing may encourage a child to climb on the furnishing and as a result the furnishing may tip over on to the child.

WARNING - Relocating audio and/or video equipment to furniture not specifically designed to support audio and/or video equipment may result in death or serious injury due to the furnishing collapsing or over turning onto the child.

Manufactured by THANH THANG THANG LONG JSC.
Address: Ba Tri hamlet, Tan Hiep commune, Tan Uyen City, Binh Duong province, Vietnam.

WARNING

- For use with televisions weighing 40lbs / 18.14 Kgs or less. Use with heavier televisions may result in instability causing tip over resulting in death or serious injury.

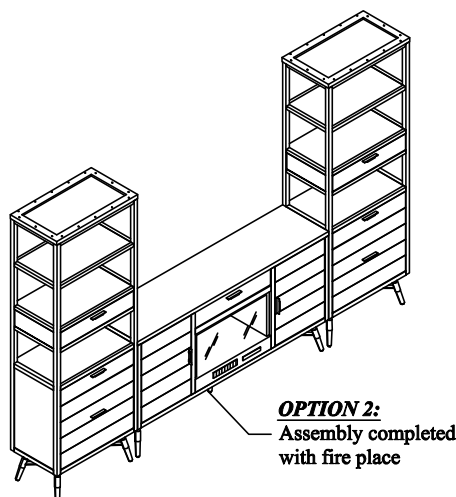
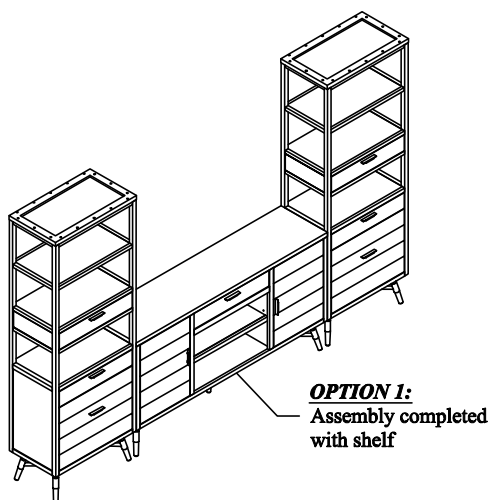
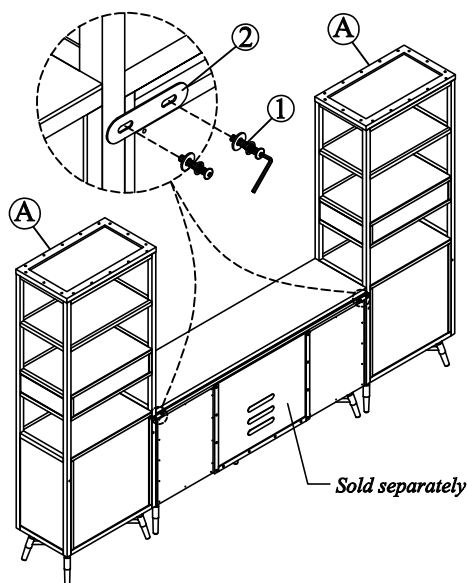
- Plasma/LCD-flat panel TV screen of various screen size to a maximum TV screen size 79 inches.

- Each drawer should not be loaded more than 25lbs / 11.34 Kgs.
Each shelf should not be loaded more than 25lbs / 11.34Kgs.

- **DO NOT EXCEED RECOMMENDED LOAD.** Use with products heavier than the maximum sizes and weights indicated may result in instability causing possible injury.

- Do not allow children under 16 years to move unit.

- Always place TV no more than two inches from the back edge of the console. Placing TV more than two inches from the back edge may increase the risk that the console will tip over.



Made in VietNam

Page 4 of 4