

ASSEMBLY INSTRUCTIONS

INFD 2111-66 CONSOLE 66", INFD 2111-88 CONSOLE 88", INFD 3111-66 CONSOLE 66" & INFD 3111-88 CONSOLE 88"

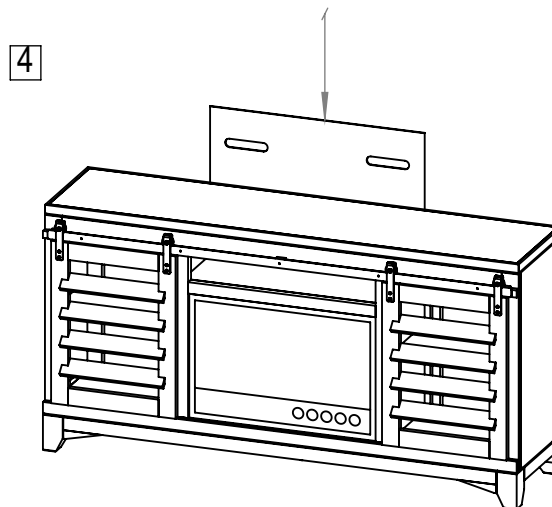
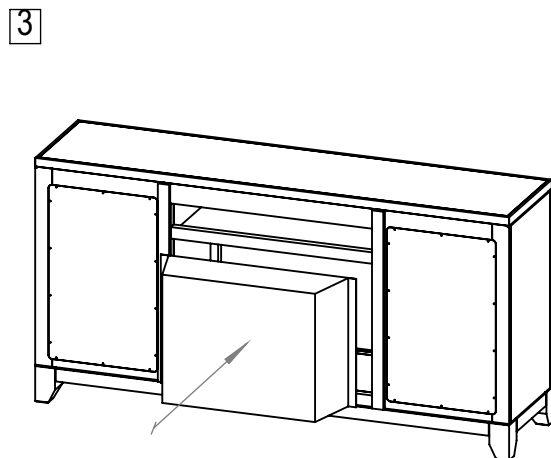
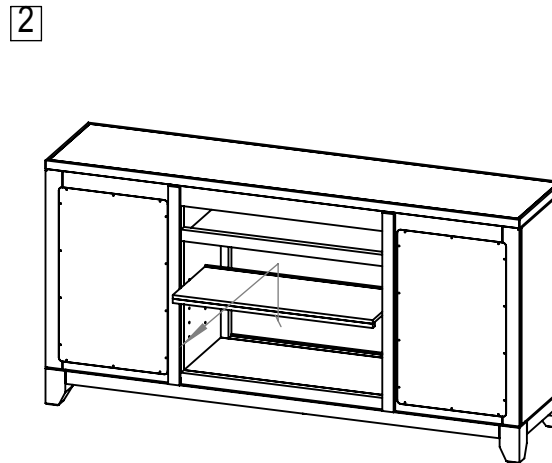
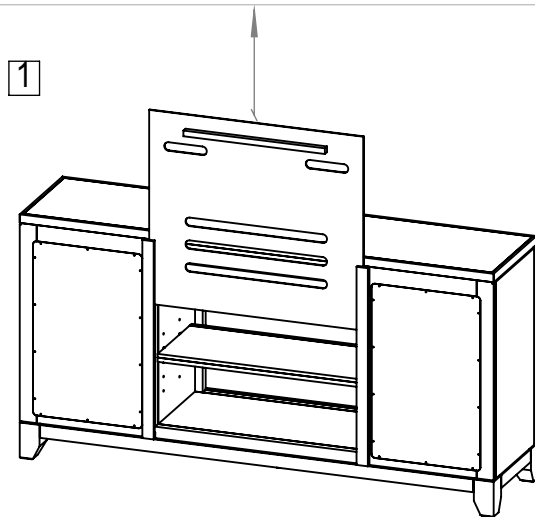
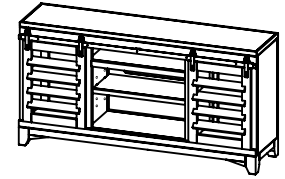


Manufactured by INFD for Rooms To Go.

SKU: 25021116, 25121118, 25031117, 25131119

Version 1.

02/2025



| ID | DESCRIPTION | IMAGE | QTY |
|----|--------------------------|-------|-----|
| A | BACK PANEL | | 1 |
| B | ADJUSTABLE SHELF | | 1 |
| C | SHELVES SUPPORT BRACKETS | | 4 |

INSTRUCTIONS

1. REMOVE THE BACK PANEL.
2. REMOVE THE ADJUSTABLE SHELF AND THE METAL INSERTS.
3. INSTALL THE FIREPLACE FROM THE BACK OF THE FURNITURE.
4. PUT THE BACK PANEL BACK IN PLACE.

ANTI-TIP HARDWARE MUST BE INSTALLED BY CUSTOMER.