

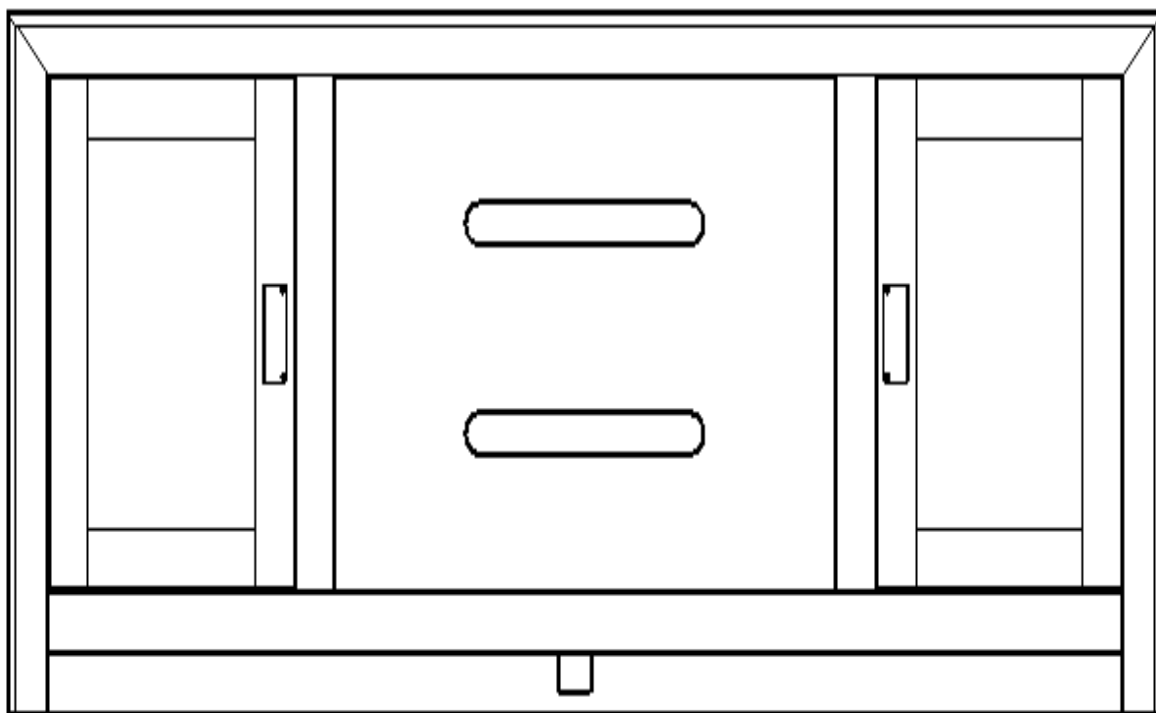
# ASSEMBLY INSTRUCTIONS FOR ADDING OPTIONAL FIREPLACE INSERT

RHHL

URDR60CON

SKU  
25060017  
25060029  
25060005  
25060031

THIS PRODUCT IS MANUFACTURED BY RHHL FOR ROOMS TO GO



## HARDWARE PART LOCATION:

THE CLEAT AND SCREWS ARE LOCATED ON THE CENTER ADJUSTABLE SHELVE.

# ASSEMBLY INSTRUCTIONS FOR ADDING OPTIONAL FIREPLACE INSERT

SKU  
25060017  
25060029  
25060005  
25060031

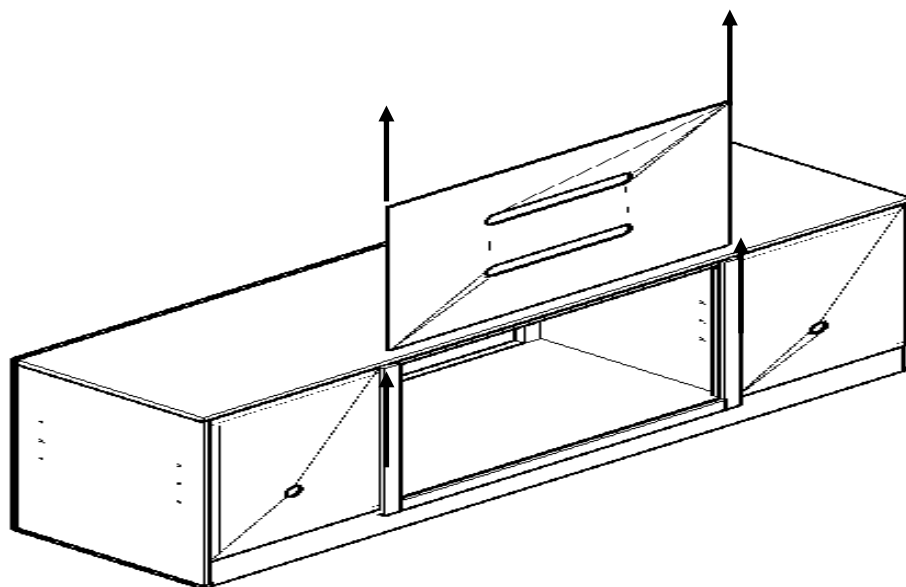
RHHL

URDR60CON

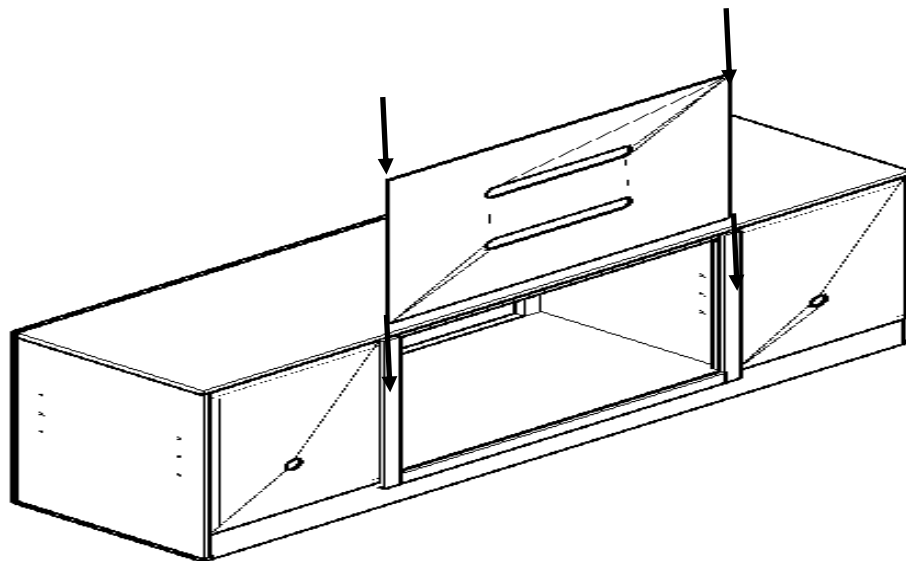
THIS PRODUCT IS MANUFACTURED BY RHHL FOR ROOMS TO GO

STEP 1: REMOVE SCREWS AND PUT OFF BACK PANEL AND AJUSTABLE SHELVE. (FIG 1).

STEP 3: PUT BACK PANEL AGAIN. (FIG. 2)



(FIG. 1)



(FIG. 2)

# MAXIMUM RECOMMENDED WEIGHTLOADS

Manufactured By:

## FENIX FURNITURE

RANCHO LA NOPALERA S-N  
COLONIA EL DESCANSO, TECATE BAJA CALIFORNIA.  
MEXICO 21478

MODEL: URDR60CON

SKU:

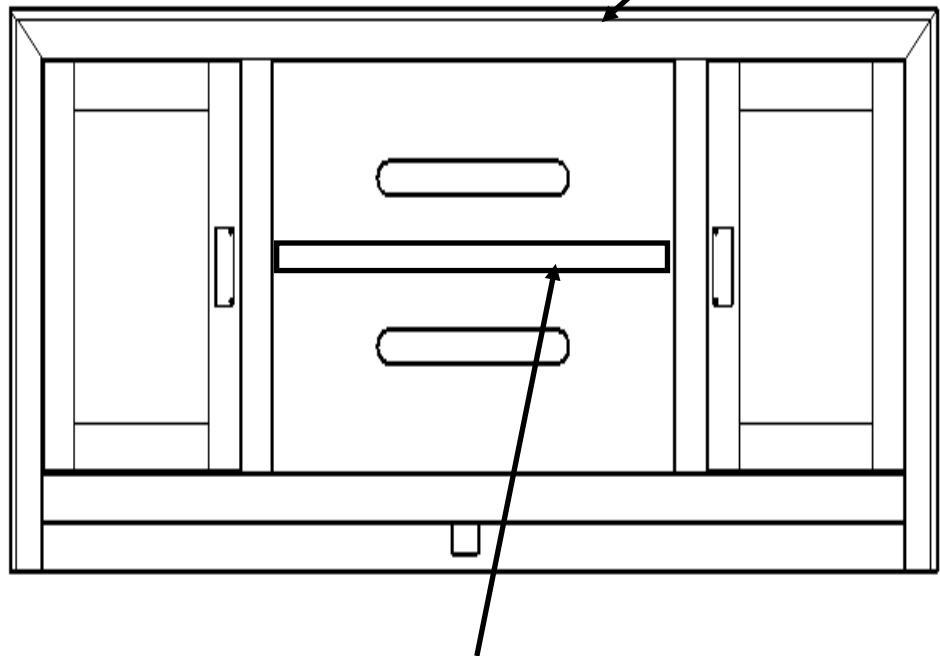
25060017

25060029

25060005

25060031

Fits most 60" Flat Panel TVs. Maximum Load 60 LBS



MAXIMUM LOAD 50 LBS



### WARNING

THIS UNIT IS NOT INTENDED FOR USE WITH CRT TVS. USE ONLY WITH FLAT PANEL TVS AND AUDIO/VIDEO EQUIPMENT MEETING RECOMMENDED SIZE AND WEIGHT LIMITS. NEVER USE WITH LARGER/HEAVIER THAN RECOMMENDED FLAT PANEL TVS OR EQUIPMENT. TO AVOID INSTABILITY, PLACE FLAT PANEL TV IN THE CENTER OF THE UNIT; THE BASE OF THE TELEVISION MUST BE ABLE TO REST ON THE SUPPORTING SURFACE OF THE UNIT WITHOUT OVER-HANGING THE EDGES. IMPROPERLY POSITIONED FLAT PANEL TVS, OR FLAT PANEL TVS INCLUDING OTHER EQUIPMENT THAT EXCEED RECOMMENDED SIZE AND WEIGHT LIMITS COULD FALL OFF OR BREAK THE UNIT, CAUSING POSSIBLE SERIOUS INJURY. FOR USE WITH TELEVISIONS WEIGHING 60 LBS (27.21 KG) OR LESS. USE WITH HEAVIER TELEVISIONS MAY RESULT IN INSTABILITY CAUSING TIP OVER RESULTING IN DEATH OR SERIOUS INJURY.

## Care and Maintenance

Use a soft, clean cloth that will not scratch the surface when dusting.

Use of furniture polish is not necessary. Should you choose to use polish, test first in an inconspicuous area.

Using solvents of any kind on your furniture may damage your furniture's finish.

Never use water to clean your furniture as it may cause damage to the finish.

Always use coasters under beverage glasses and flowerpots.

Liquid spills should be removed immediately. Using a soft, clean cloth, blot the spill gently. Avoid rubbing.

Always use protective pads under hot dishes and plates. Heat can cause chemical changes that may create spotting within the furniture finish.

In the event that your furniture is stained or otherwise damaged during use, we recommend that you call a professional to repair your furniture.

Check bolts/screws periodically and tighten them if necessary.

## Further Advice about Wood Furniture Care

It is best to keep your furniture in a climate-controlled environment. Extreme temperature and humidity changes can cause fading, warping, shrinking and splitting of wood. It is advised to keep furniture away from direct sunlight as sun may damage the finish.

Proper care and cleaning at home will extend the life of your purchase. Following these important and helpful tips will enhance your furniture as it ages.



### WARNING



**Children have died from furniture tip-over.**

**To reduce the risk of furniture tip-over:**

ALWAYS install tip-over restraint provided.

FOR use with televisions weighing 60 lbs/27.21 kg or less. Use with heavier televisions may result in instability causing tip-over resulting in death or serious injury.

NEVER allow children to stand, climb or hang on drawers, doors, or shelves.

NEVER open more than one drawer at a time.

Place heaviest items in the lowest drawers.

**Use of tip-over restraints may only reduce, but not eliminate, the risk of tip-over.**



## WARNING

PLEASE USE YOUR FURNITURE CORRECTLY AND SAFELY. IMPROPER USE CAN CAUSE SAFETY HAZARDS, OR DAMAGE TO YOUR FURNITURE OR HOUSEHOLDS ITEMS. CAREFULLY READ THE FOLLOWING SAFETY INFORMATION.

### TV CONSOLE WEIGHT SPECIFICATIONS:

- THE MAXIMUM WEIGHT FOR THE TV ON THE CONSOLE TOP IS: 60 LBS • THE MAXIMUM WEIGHT FOR THE SHELVES IS: 50 LBS • THE MAXIMUM WEIGHT FOR THE DRAWERS IS: N/A

### TV CONSOLE WIDTH SPECIFICATIONS:

- THE MAXIMUM WIDTH OF THE TELEVISION INTENDED TO BE USED WITH THIS MEDIA UNIT IS: 60 INCHES

### SAFETY ALERT INFORMATION:

- “**WARNING** - DEATH OR SERIOUS INJURY MAY OCCUR WHEN CHILDREN CLIMB ON AUDIO AND/OR VIDEO EQUIPMENT FURNITURE. A REMOTE CONTROL OR TOYS PLACED ON THE FURNITURE MAY ENCOURAGE A CHILD TO CLIMB ON THE FURNITURE AND AS A RESULT THE FURNITURE MAY TIP OVER ONTO THE CHILD.”

### SAFETY ALERT INFORMATION:

- “**WARNING** - DEATH OR SERIOUS INJURY MAY OCCUR WHEN CHILDREN CLIMB ON AUDIO AND/OR VIDEO EQUIPMENT FURNITURE. A REMOTE CONTROL OR TOYS PLACED ON THE FURNITURE MAY ENCOURAGE A CHILD TO CLIMB ON THE FURNITURE AND AS A RESULT THE FURNITURE MAY TIP OVER ONTO THE CHILD.”

### SAFETY ALERT INFORMATION:

- “**WARNING** - RELOCATING AUDIO AND/OR VIDEO EQUIPMENT TO FURNITURE NOT SPECIFICALLY DESIGNED TO SUPPORT AUDIO AND/OR VIDEO EQUIPMENT MAY RESULT IN DEATH OR SERIOUS INJURY DUE TO FURNITURE COLLAPSING OR OVERTURNING ONTO THE CHILD.”
- 

### SAFETY ALERT INFORMATION:

- OVERLOADING DRAWERS AND SHELVES MAY RESULT IN FURNITURE THAT CAN BREAK, SAG, OR TIP OVER. THIS CAN RESULT IN INJURY. **NEVER** EXCEED THE WEIGHT LIMITS SHOWN. **ALWAYS** PLACE HEAVIER ITEMS ON LOWER SHELVES AS FAR BACK FROM THE FRONT AS POSSIBLE **WARNING**

### **SAFETY ALERT INFORMATION:**

**MOVING FURNITURE THAT IS NOT DESIGNED TO BE MOVED OR EQUIPPED WITH CASTERS MAY RESULT IN INJURY OR DAMAGE TO FURNISHINGS AND/OR PERSONAL PROPERTY.**

**ALWAYS** UNLOAD SHELVES AND DRAWERS, STARTING WITH TOP SURFACES, BEFORE MOVING.

**NEVER** PUSH OR PULL FURNITURE ON CARPET. HAVE A SECOND PERSON HELP LIFT PROPERLY TO MOVE AND/OR REPOSITION FURNITURE.

### **TV PLACEMENT ON THE CONSOLE:**

“ ALWAYS PLACE TV NO MORE THAN TWO INCHES FROM THE BACK EDGE OF THE CONSOLE. PLACING TV MORE THAN TWO INCHES FROM THE BACK EDGE MAY INCREASE THE RISK THAT THE CONSOLE WILL TIP OVER”

**Manufactured By:**

FENIX FURNITURE

Código postal: **21478**

Nombre de vialidad: **RAMON SALAZAR**

Número interior: **S-N**

Nombre de la localidad: **EL DESCANSO  
TECATE**

Nombre de la entidad federativa: **BAJA  
CALIFORNIA**

Calle: **JOSE ESTRADA ARREGUIN**