








ASSEMBLY INSTRUCTION

Hardware List

①		Chair	1PC
②		Back left leg	1PC
③		Back right leg	1PC
④		Front legs	2PCS
A		Bolts	8PCS
B		Washer	8PCS
C		Allen Key	1PC

PRE-ASSEMBLY PREPARATION:

1. Please put on clean space to assemble to avoid damages on chairs.
2. About hardwares: tighten all screws firstly 90%; adjust the legs to level; tighten the screws the remaining 10%.
3. weight capacity: 300 pounds.

