





Assembly Instructions

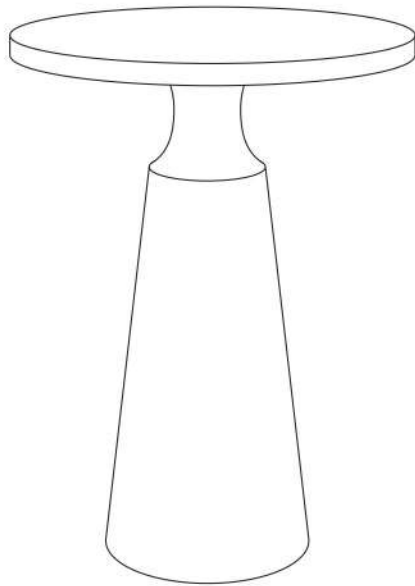
D3106 , ACCENT TABLE

Manufactured by Durga Brass Overseas (IACO) For Rooms To Go

SKU # 26031067

Step	Code	Parts	QTY
1.	A	Bottom Base 	1 Pcs
2.	B	Marble Top 	1 Pcs

1. We recommend that you should assemble this product with the assistance of another person this will make assembly easier and will eliminate damage to the product or injury to persons during assembly.
2. Please do not over tighten screws or bolts until assembly is complete.
3. Please put all parts on a non-abrasive floor before assembly, and follow assembly steps to assemble your newly purchased product correctly and efficiently.



Hardware Pack Location(s): NO Hardware

ACCENT TABLE , SKU # 26031067



Assembly Instructions

D3106 , ACCENT TABLE

SKU # 26031067

***Caution: Please read all instructions carefully before Stating the assembly process. These parts are Cumbersome and heavy. Therefore two people are recommended in order to prevent personal injury and insure the parts are not damaged during the assembly.

STEP1: Rotate the marble top in clockwise direction with metal base.



COMPLETE

