






ASSEMBLY INSTRUCTIONS

FNR4551 Zambia 4 Door Sideboard





Manufactured by (CPLX) for RTG stock order

SKU#: 26045511

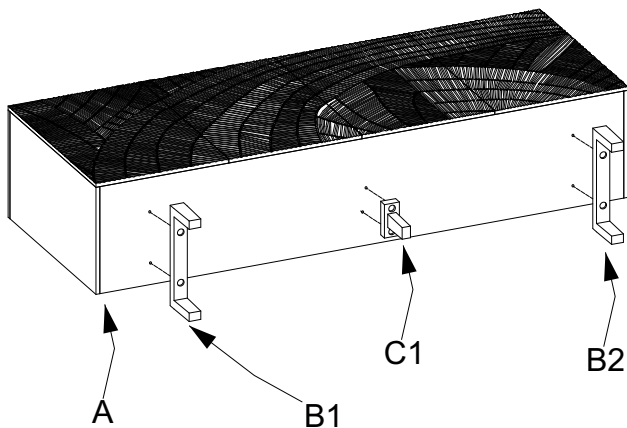
PARTS

S.No.	DESCRIPTION	QTY
A	 WOODEN CASE	1
B	 WOODEN LEG B1/B2	2
C	 WOODEN LEG	1

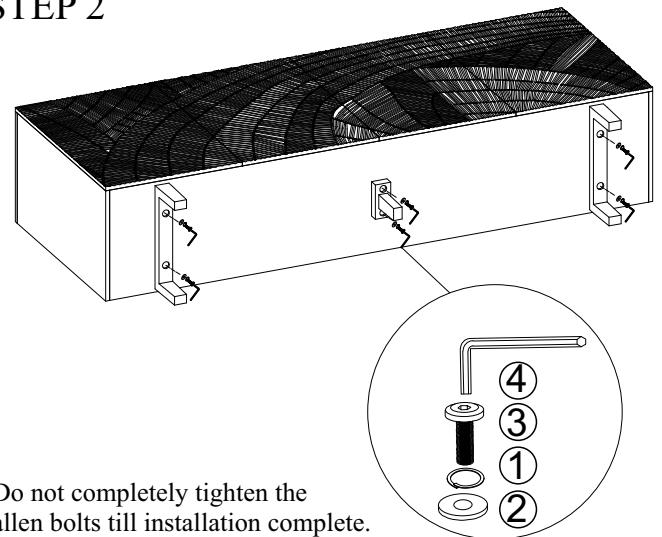
HARDWARE

S.No.	DESCRIPTION	QTY
1	 SPRING WASHER	6
2	 WASHER	6
3	 ALLEN BOLT 8X35MM	6
4	 ALLEN KEY	1

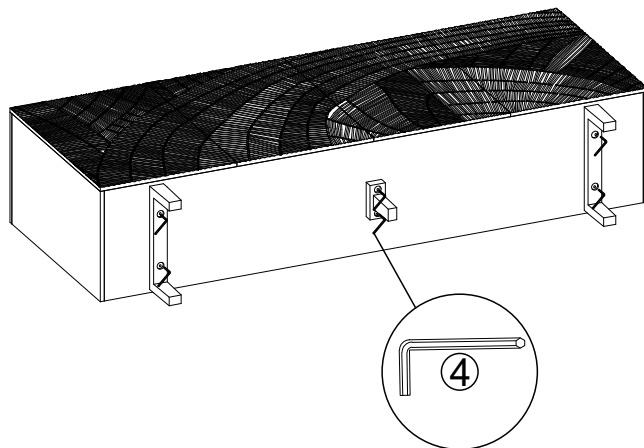
STEP 1



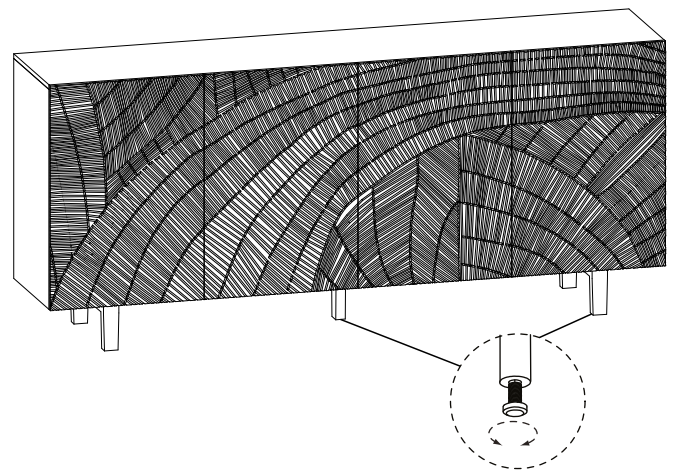
STEP 2



STEP 3



STEP 4



Hardware Pack Location (s):

FNR4551 Zambia-Door Sideboard



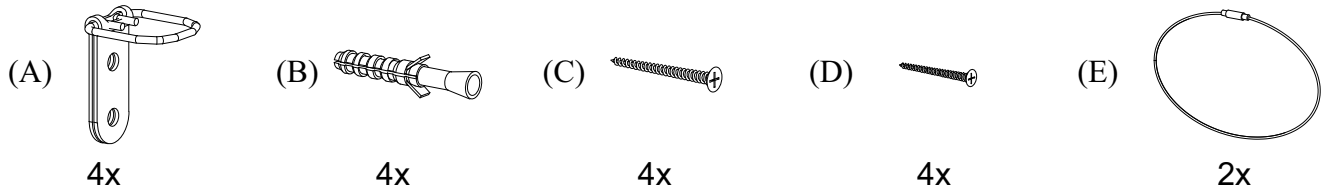
ASSEMBLY INSTRUCTIONS

FNR4551 Zambia-Door Sideboard

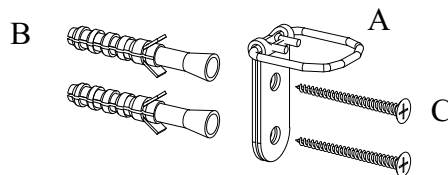
Manufactured by (CPLX) for RTG stock order

SKU#: 26045511

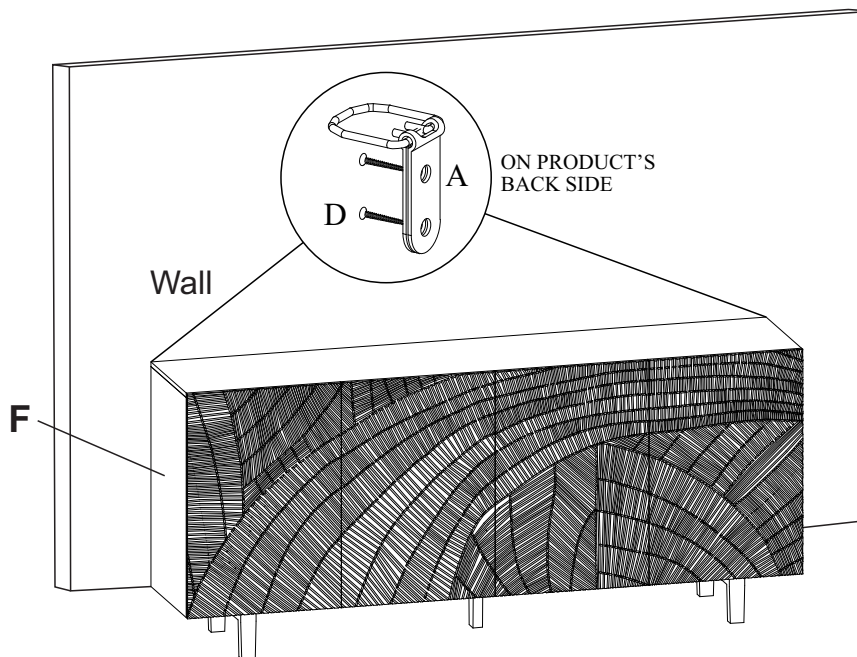
ANTI-TIP HARDWARE



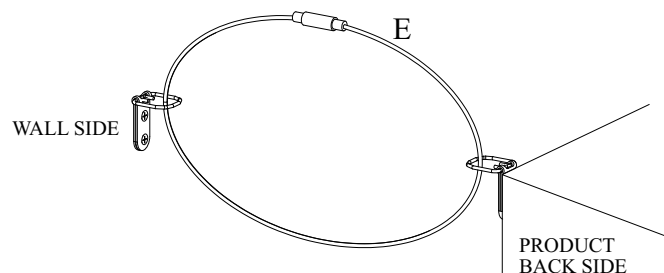
STEP 1



STEP 2



STEP 3



The Instruction on the bottom is:

To prevent the sideboard (F) from tipping, mount one side of the Tipping Restraint to the backside of the sideboard (F) and the other side to the wall.