






ASSEMBLY INSTRUCTIONS

FNR5050 BROOKLINE SIDEBORD

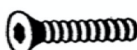



Manufactured by (CPLX) for RTG stock order

SKU#26050500

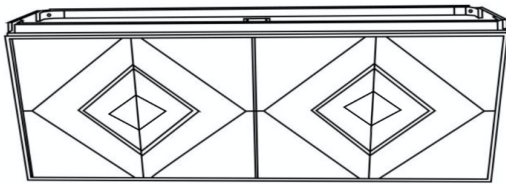
PARTS

S. NO.	DESCRIPTION	QTY.
A	 TOP	1
B	 LEG 1/2/3/4	4
C	 MIDDLE LEG	1

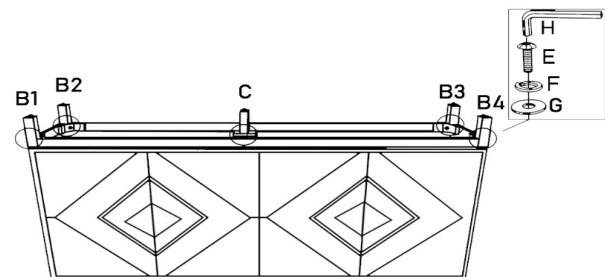
HARDWARE

S. NO.	DESCRIPTION	QTY.
E	 LONG BOLT 8X35mm	6
F	 SPRING WASHER (Ø10x16mm – BLK)	6
G	 FLAT WASHER (Ø10x25mm – BLK)	6
H	 ALLEN KEY (5mm – BLK)	1

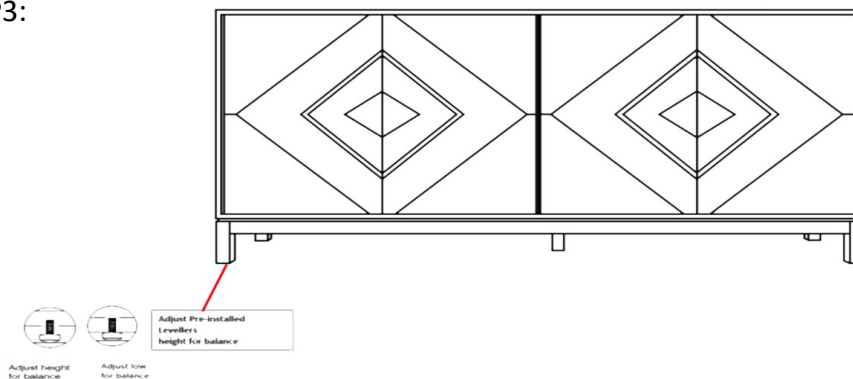
STEP 1:



STEP 2:



STEP3:



Version# - Date Created – 28 AUGUST 2025



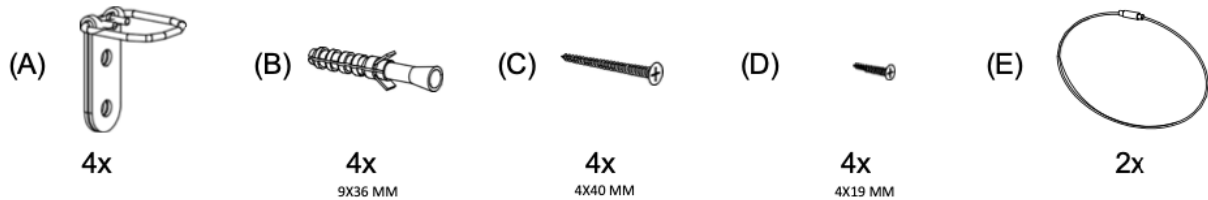
ASSEMBLY INSTRUCTIONS

FNR5050 BROOKLINE SIDEBOARD

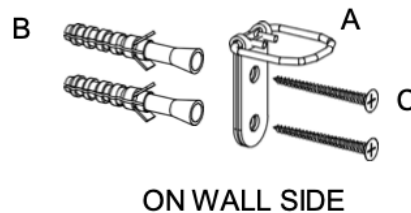
Manufactured by (CPLX) for RTG stock order

SKU#26050500

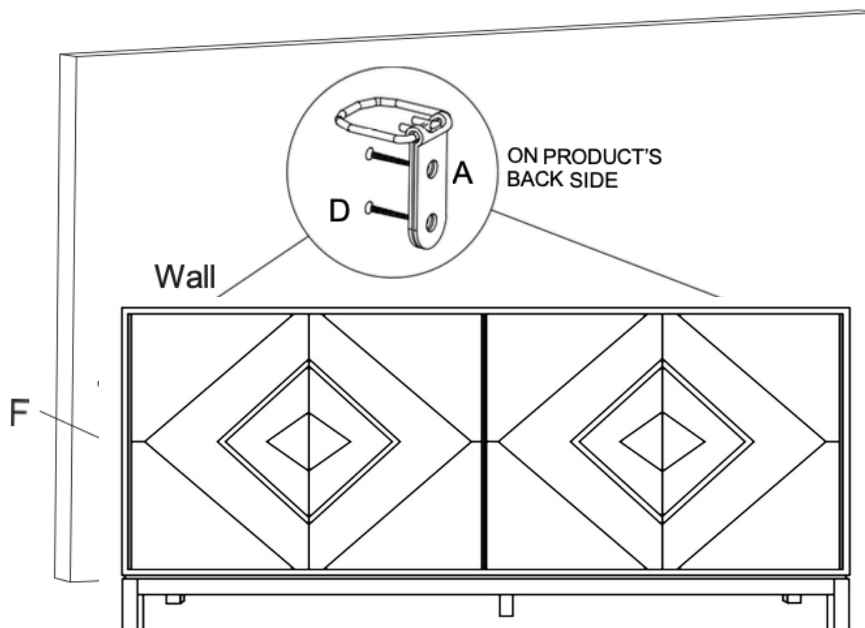
ANTI-TIP HARDWARE



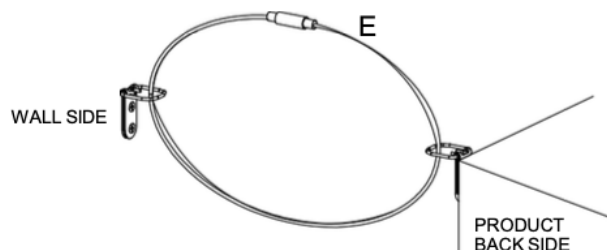
STEP 4



STEP 5



STEP 6



The Instruction on the bottom is:

To prevent the Sideboard(F) from tipping, mount one side of the Tipping Restraint to the backside of the Sideboard (F) and the other side to the wall.