






# Assembly Instructions

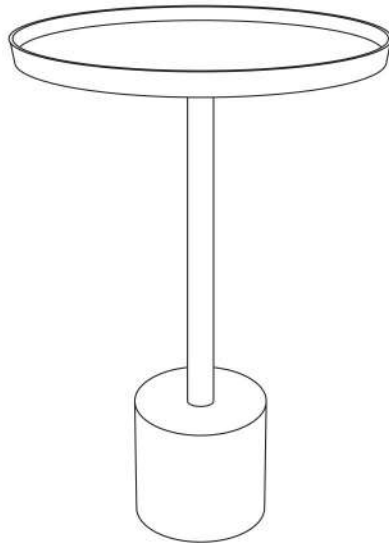
D3104-2 , ACCENT TABLE

Manufactured by Durga Brass Overseas (IACO) For Rooms To Go

SKU # 26056033

Step	Code	Parts	QTY
1.	A	Bottom Base 	1 Pcs
2.	B	Middle Pipe 	1 Pcs
3.	C	Metal Top 	1 Pcs

1. We recommend that you should assemble this product with the assistance of another person this will make assembly easier and will eliminate damage to the product or injury to persons during assembly.
2. Please do not over tighten screws or bolts until assembly is complete.
3. Please put all parts on a non-abrasive floor before assembly, and follow assembly steps to assemble your newly purchased product correctly and efficiently.



Hardware Pack Location(s): NO Hardware

ACCENT TABLE , SKU # 26056033



# Assembly Instructions

D3104-2 , ACCENT TABLE

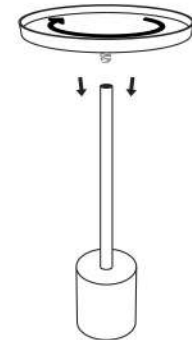
SKU # 26056033

\*\*\*Caution: Please read all instructions carefully before Starting the assembly process. These parts are Cumbersome and heavy. Therefore two people are recommended in order to prevent personal injury and insure the parts are not damaged during the assembly.

STEP1: Rotate the metal pipe in clockwise direction with marble base.



STEP2: Rotate the metal top in clockwise direction with metal pipe.



COMPLETE

