

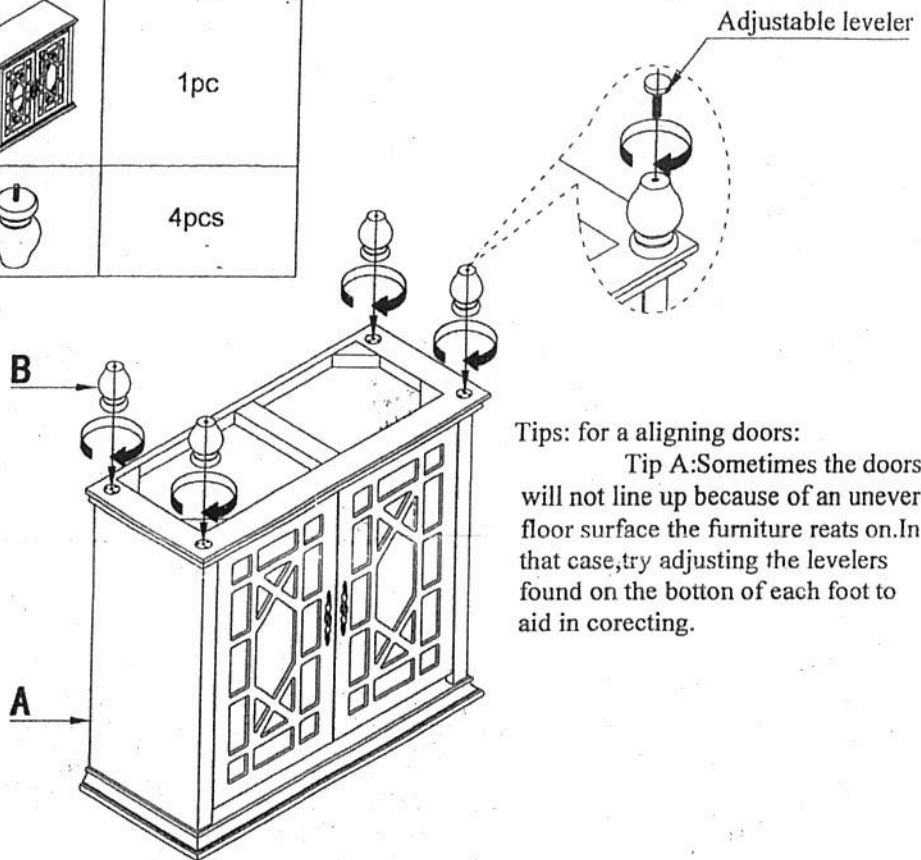




ASSEMBLY INSTRUCTIONS
 CCIM :81692/81693/81694/81695/81696
 2 DOOR CABINET
 SKU#:26081694/26181696/26281698/26381690/26481692

Thank you for purchasing this quality product. Be sure to check all packing material carefully for small parts, which may have come loose inside the carton during shipment. Identify and count all parts and compare with the HARDWARE LIST below

| PARTS LIST: | | | |
|-------------|-------------|---|----------|
| NO. | Description | Sketch | Quantity |
| A | Top |  | 1pc |
| B | Legs |  | 4pcs |



Tips: for a aligning doors:
 Tip A: Sometimes the doors will not line up because of an uneven floor surface the furniture rests on. In that case, try adjusting the levelers found on the bottom of each foot to aid in corecting.

