







ASSEMBLY INSTRUCTIONS

FNR4246 Cape town 6Door Sideboard





Manufactured by (CPLX) for RTG stock order

SKU#: 26142466

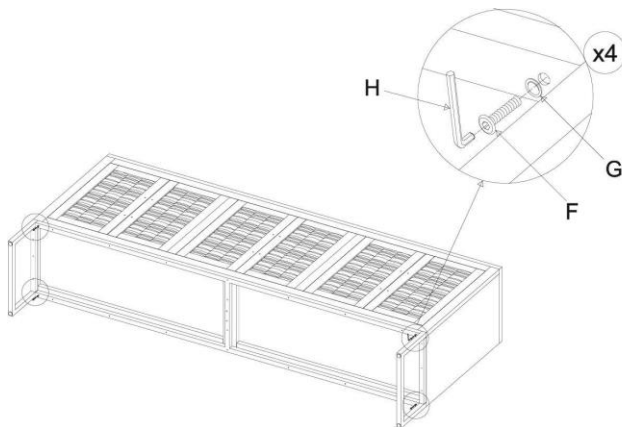
PARTS

SR NO.	DISCRIPTION	QTY.
A	 SIDEBOARD	1
B	 LEG	2
C	 CENTER LEG	1
D	 HANDLE	6

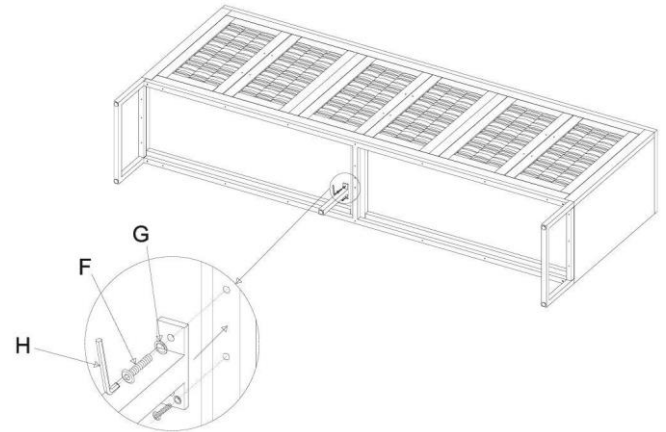
HARDWARE

SR NO.	DISCRIPTION	QTY.
E	 30X6mm	12
F	 16X6mm	6
G	 16X6mm	18
H	 4mm	1

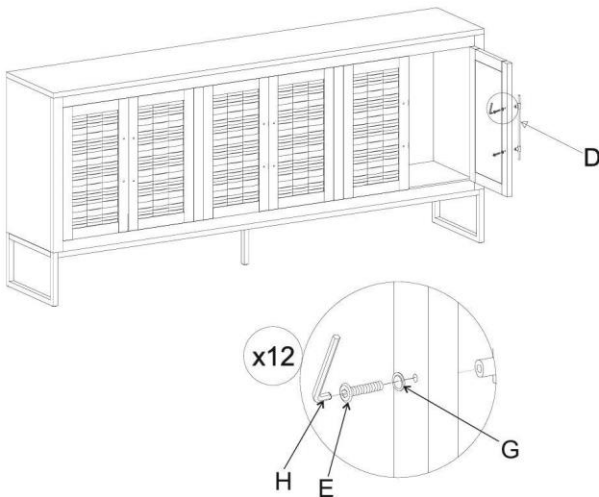
STEP 1



STEP 2

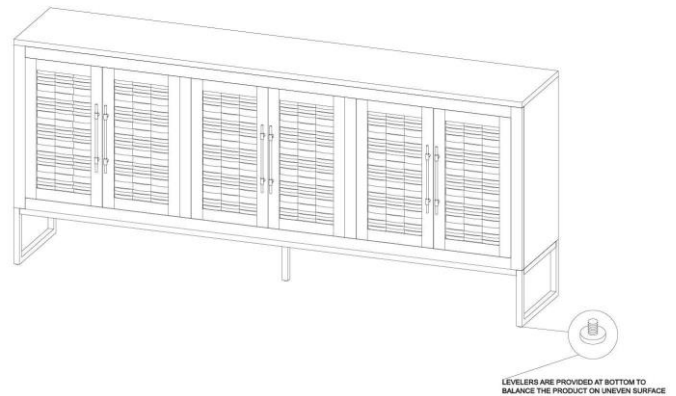


STEP 3



Now can tighten all the allen bolts.

STEP 4



Adjust the leveler according to the balance

Hardware Pack Location (s):

FNR4246 Cape town 6Door Sideboard



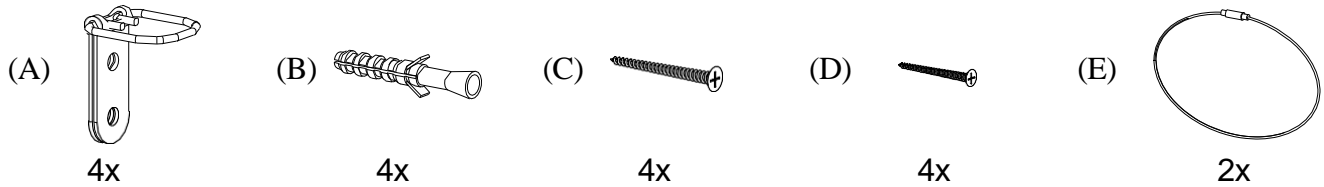
ASSEMBLY INSTRUCTIONS

FNR4246 Cape town 6Door Sideboard

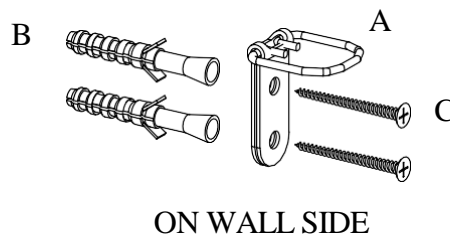
Manufactured by (CPLX) for RTG stock order

SKU#: 26142466

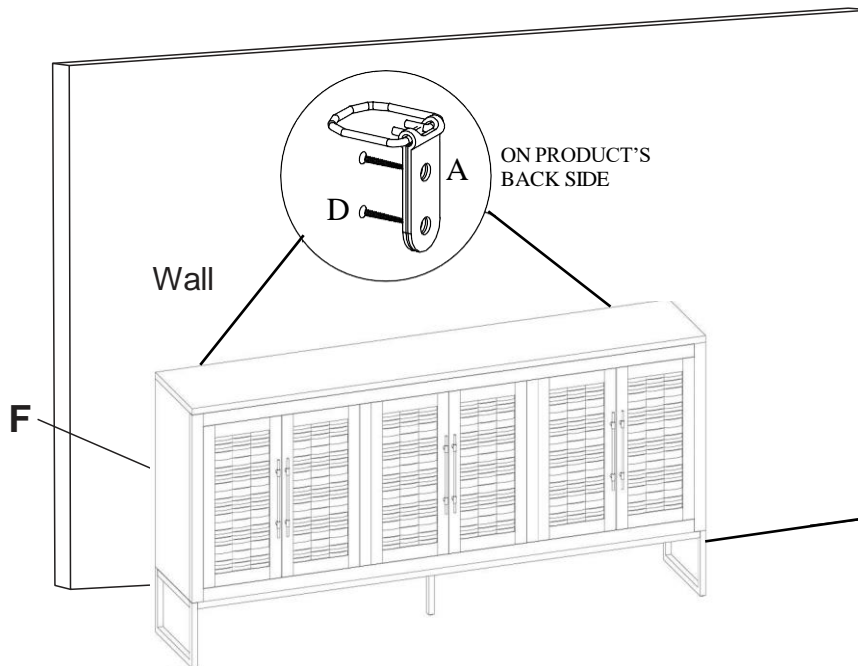
ANTI-TIP HARDWARE



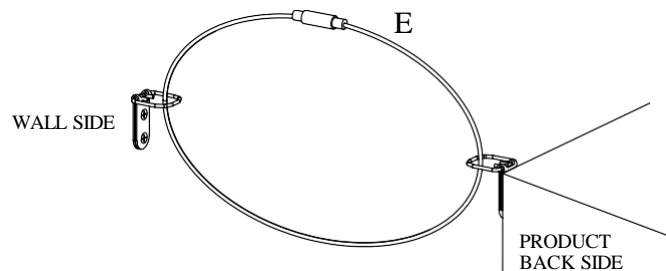
STEP 1



STEP 2



STEP 3



The Instruction on the bottom is:

To prevent the sideboard (F) from tipping, mount one side of the Tipping Restraint to the backside of the sideboard (F) and the other side to the wall.