



ASSEMBLY INSTRUCTIONS

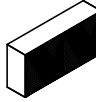








FVR8316 Arvada Sideboard

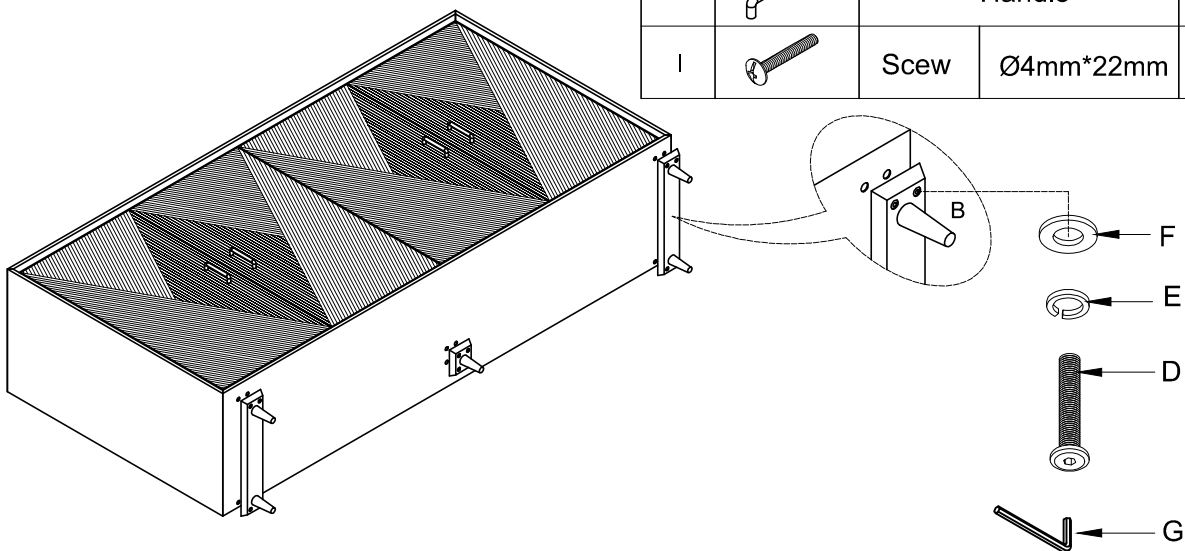
FVR8573 Arvada Four-Door Sideboard (White)

FVR8566 Arvada Four-Door Sideboard (Emerald Green)

Manufactured by (CPLX) for RTG stock order SKU#:26183169、26283163、26383161

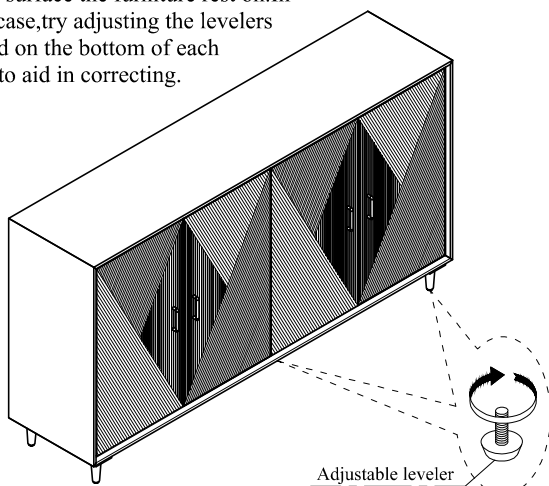
Thank you for purchasing this quality product. Be sure to check all packing material carefully for small parts, which may have come loose inside the carton during shipment. Identify and count all parts and compare with the HARDWARE LIST below

PARTS LIST:				HARDWARE LIST				
NO.	Description	Sketch	Quantity	NO.	Sketch	Description	Size	Quantity
A	Top		1pc	D		Bolts	Ø5/16***1-2/5"	12pc
B	Legs		2pcs	E		Flat washer	Ø5/16***1/2"	12pc
C	Center Leg		1pc	F		Lock washer	Ø5/16***3/4"	12pc
STEP 1				G		Allen wrench	M5*65L	1pc
				H		Handle		4pc
				I		Screw	Ø4mm*22mm	8pc

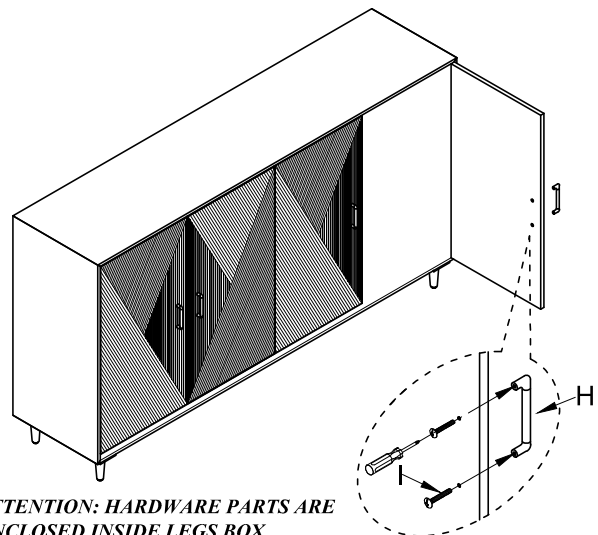


Sometimes the doors will not line up because of an uneven floor surface the furniture rest on. In that case, try adjusting the levelers found on the bottom of each foot to aid in correcting.

STEP 2



STEP 3



ATTENTION: HARDWARE PARTS ARE ENCLOSED INSIDE LEGS BOX