

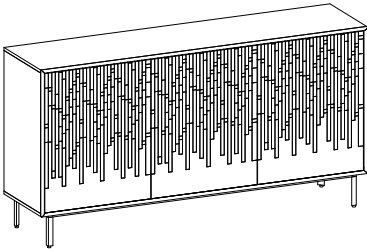

Assembly Instructions

Factory Code - VSHU

Item No. 26192548

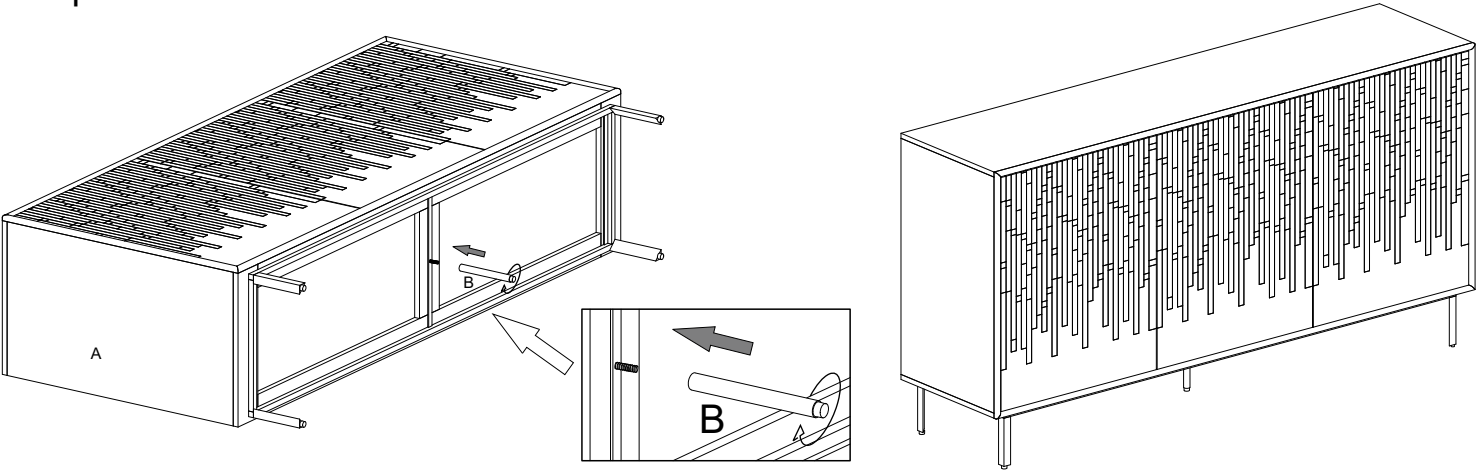
Thank you for purchasing this quality product. Be sure to check all packing material carefully for small parts that may have come loose inside the carton during shipment. (Note: Loosely thread all screws/bolts first. Once the item is assembled then completely tighten.

PARTS LIST

No.	Description	Sketch	Quantity
A	Sideboard		1
B	Center Leg		1

Step: 1

Finish



Adjustable leveler:

Tip for levelling of product:
When the product rests on an uneven floor surface
It will appear to be unbalanced. To aid in Levelling,
try adjusting the levelers Located on the bottom of each foot.

