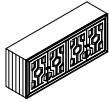






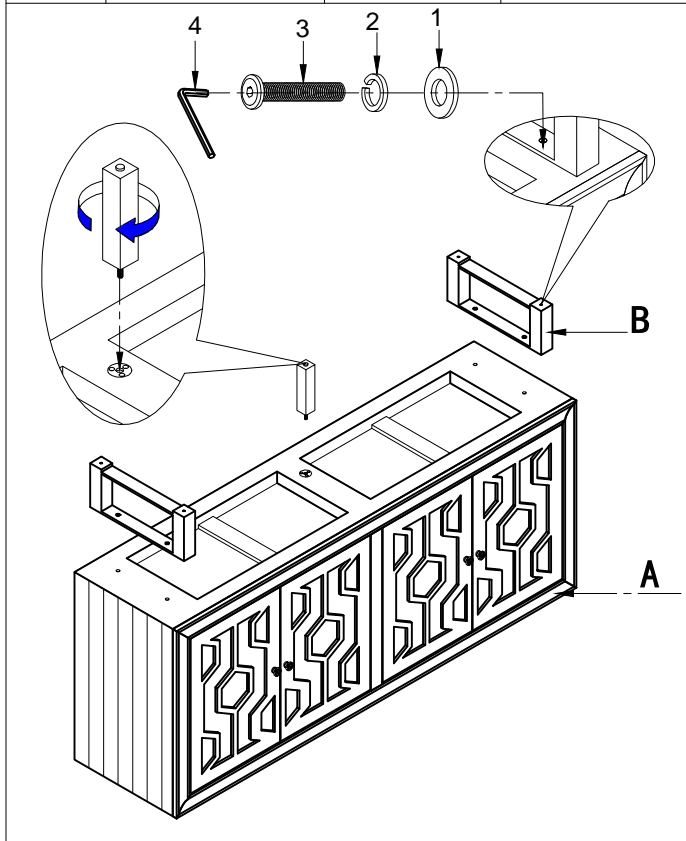


Thank you for purchasing this quality product. Be sure to check all packing material carefully for small parts that may have come loose inside the carton during shipment. (Note: Loosely thread all screws/bolts first. Once the item is assembled then completely tighten.)

PARTS LIST:				HARDWARE LIST				
NO.	Description	Sketch	Quantity	NO.	Sketch	Description	Size	Quantity
A	Top		1pc	1		Bolts	Ø5/16"×1 3/8"	8pcs
B	Legs		2pcs	2		Flat washer	Ø5/16"×1/2"	8pcs
C	Support Leg		1pc	3		Lock washer	Ø5/16"×3/4"	8pcs
				4		Allen wrench	M5*65L	1pc



Tips: for a aligning doors:

Tip A: Sometimes the doors will not line up because of an uneven floor surface the furniture rests on. In that case, try adjusting the levelers found on the bottom of each foot to aid in correcting.

