




ASSEMBLY INSTRUCTIONS

FNR4515 Malibu Five-Door Sideboard

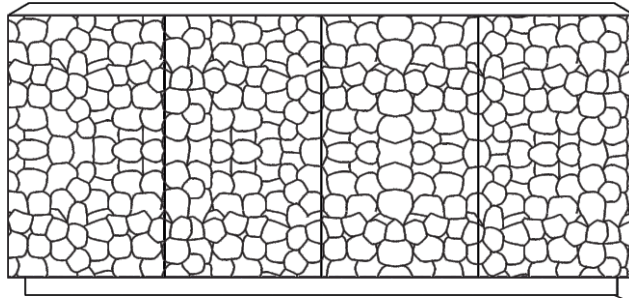
Manufactured by (CPLX) for RTG stock order

SKU#: 26345151

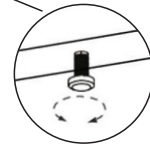
PARTS

S.No.	DESCRIPTION	QTY
A	 MAIN PRODUCT	1

STEP 1



Adjust the leveler according to the balance



Hardware Pack Location (s):



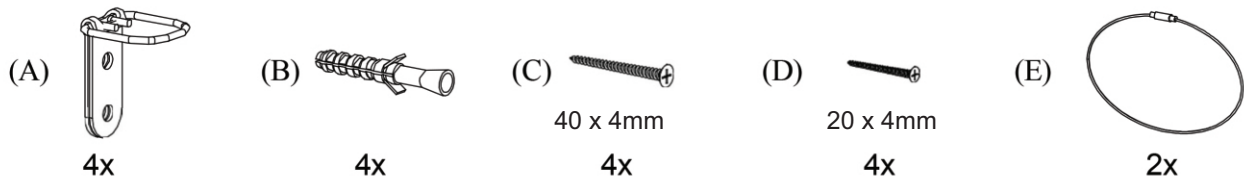
ASSEMBLY INSTRUCTIONS

FNR4515 Malibu Five-Door Sideboard

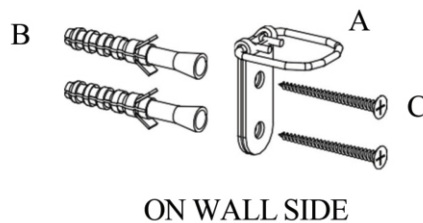
Manufactured by (CPLX) for RTG stock order

SKU#: 26345151

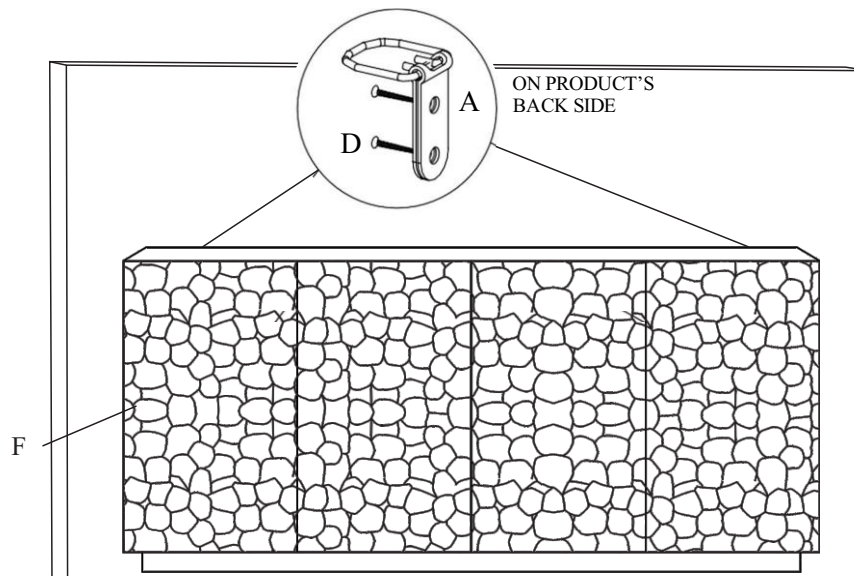
ANTI-TIP HARDWARE



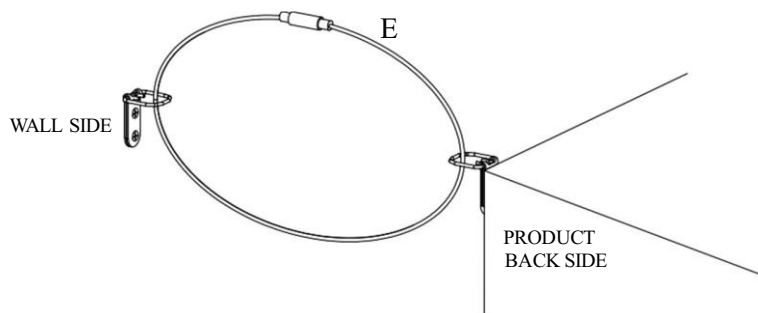
STEP 1



STEP 2



STEP 3



The Instruction on the bottom is:

To prevent the Sideboard (F) from tipping, mount one side of the Tipping Restraint to the backside of the Sideboard (F) and the other side to the wall.