

# ASSEMBLY INSTRUCTION

## FACTORY CODE - HTWV

Manufactured by (HTWV) for Rooms To Go

**SKU# 26353691**

Before beginning

! Unpack all parts and hardware to ensure you have all needed components for assembly.

! Read this guide cover before beginning assembly.

! Assemble this item on a soft surface such as carpet to protect finish.

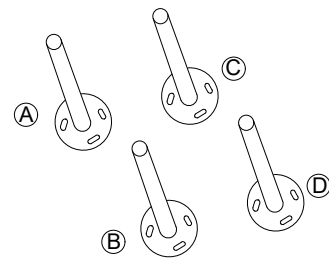
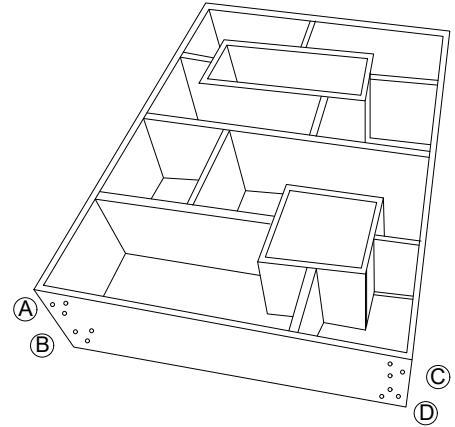
! Proper assembly of this item requires 2 people & 20 minutes to assembly.

### CARE INSTRUCTIONS

Wipe with a soft, dry cloth. To protect finish, avoid the use of chemicals and household cleaners, Any liquid spilled in the table should

Be cleaned up immediately with a damp cloth.

TOP



LEG

## HOW TO ASSEMBLY





**STEP-1 Place the bookcase top upside down on rug.**

**STEP-2 Match Marking A with A, B with B, C with C, D with D respectively**

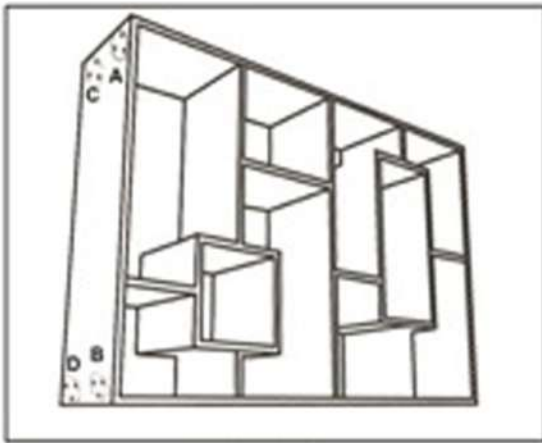
**STEP-3 Insert allen bolt (D) with spring washer (G) and washer (E) then tighten with allen key (F)**

**STEP-4 Turn the bookcase upside down bookcase is ready to use**

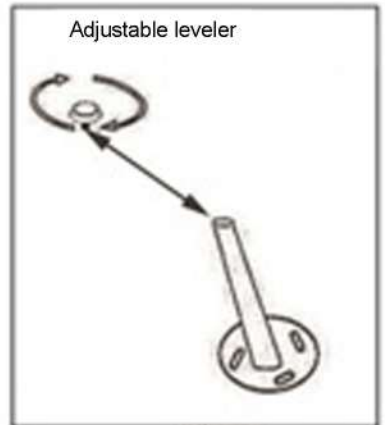
### Hardware & Tool Required:-

No.	Sketch	Description	Size (IN)	Qty.
D		ALLEN BOLT WITH 15 THREADS	6X15 mm	13
E		WASHER	6x25 mm	13
F		ALLEN KEY	4 mm	1
G		Spring washer	6 mm	13

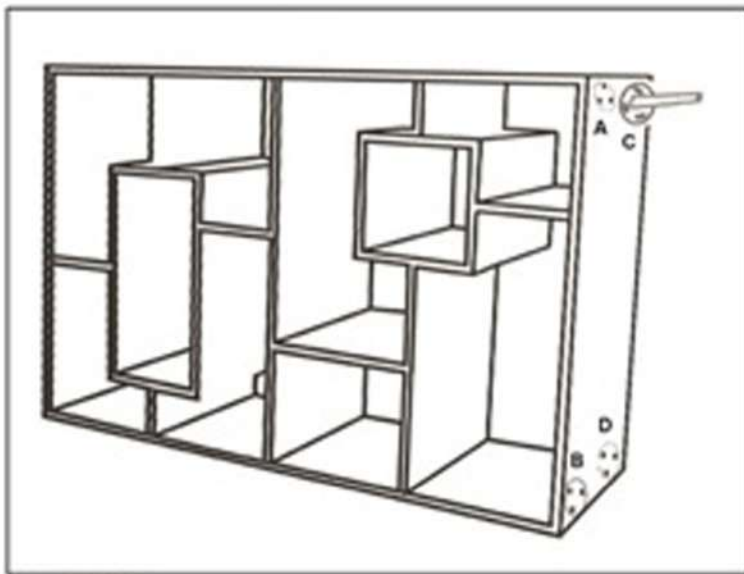
Tip for leveling of product:  
When the product rests on an uneven floor surface  
it will appear to be unbalanced. To aid in leveling, try  
adjusting the levelers located on the bottom of each foot



STEP-1



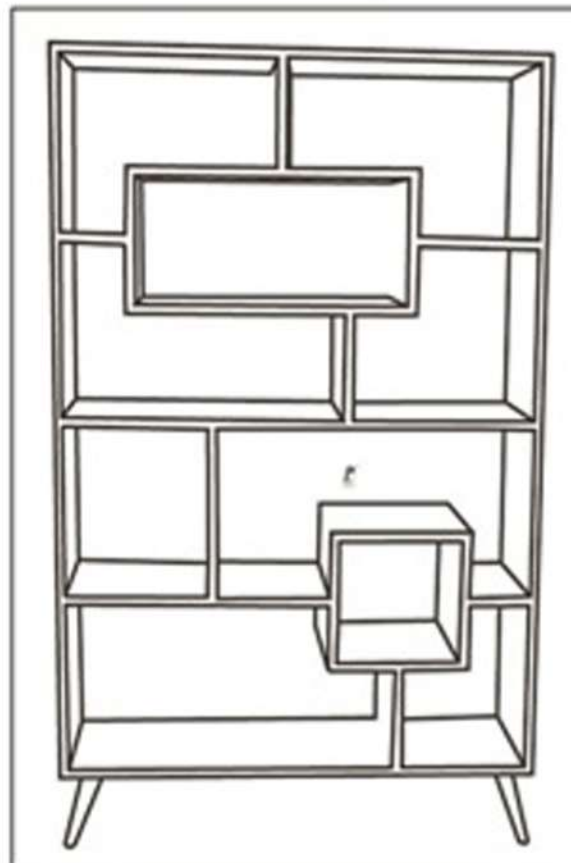
STEP-2



STEP-3



STEP-4



(FINAL)

