



INSTRUCTIONS D'ASSEMBLAGE
ASSEMBLY INSTRUCTIONS

MONARCH
SPECIALTIES INC.

I 7276

CHAISE DE BUREAU -
NOIR SIMILI-CUIR / MULTIPLE POSITION

OFFICE CHAIR -
BLACK LEATHER-LOOK / MULTI POSITION


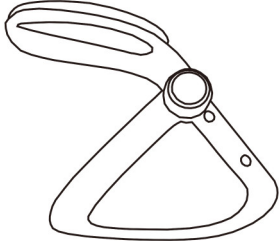
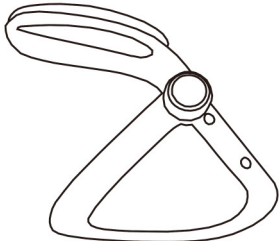
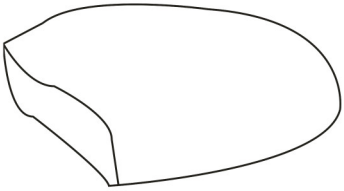
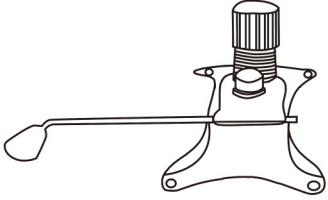


POUR DE L'ASSISTANCE OU POUR COMMANDER
DES PIÈCES CONTACTEZ NOTRE DÉPARTEMENT
DE SERVICE À LA CLIENTÈLE.

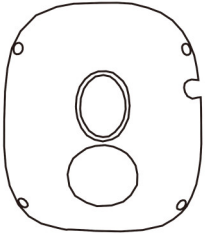
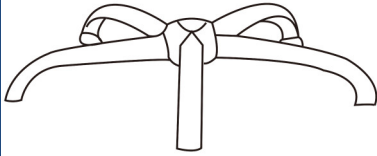

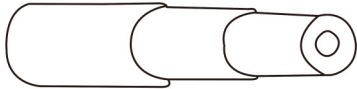
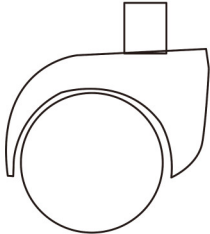
FOR ASSISTANCE OR TO ORDER PARTS
CONTACT OUR CUSTOMER SERVICE DEPARTMENT

WWW.MONARCHSERVICE.COM

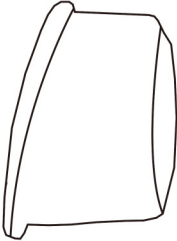
LISTE DES PIÈCES
PARTS LIST

PIÈCE / PART #	IMAGE	DESCRIPTION	QTY / QTÉ
1		BACK REST DOSSIER	1
2		FRONT FACING LEFT ARMREST ACCOUDOIR AVANT GAUCHE	1
3		FRONT FACING RIGHT ARMREST ACCOUDOIR AVANT DROIT	1
4		CHAIR SEAT SIÈGE	1
5		CHAIR MECHANISM SEAT PLATE MÉCANISME DE SIÈGE	1




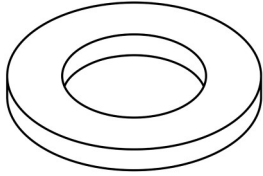
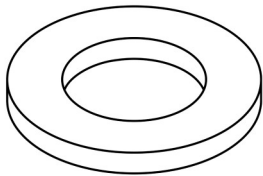
LISTE DES PIÈCES
PARTS LIST

PIÈCE / PART #	IMAGE	DESCRIPTION	QTY / QTÉ
6		SEAT COVER HOUSSE DE SIÈGE	1
7		BASE BASE	1
8		GASLIFT ASCENSEUR À ESSENCE	1
9		TELESCOPIC COLUMN COVER COUVERTURE DE COLONNE TÉLÉSCOPIQUE	1
10		CASTOR ROULLETTE	5

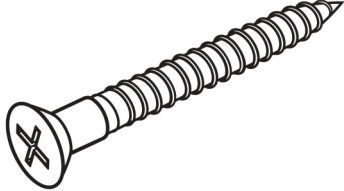
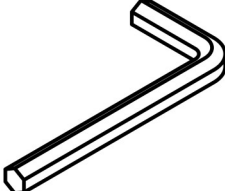
LISTE DES PIÈCES
PARTS LIST

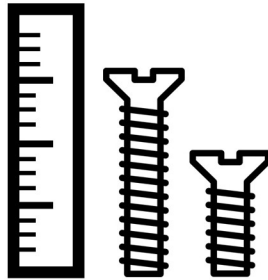
PIÈCE / PART #	IMAGE	DESCRIPTION	QTY / QTÉ
11		SCREW CAP CAPUCHON DE VIS	4

LISTE DES PIÈCES DE MONTAGE
HARDWARE LIST

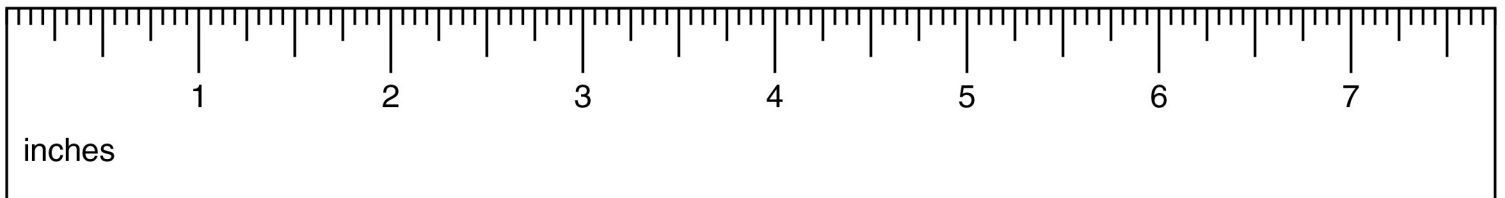
PIÈCE / PART #	IMAGE	DESCRIPTION	QTY / QTÉ
A		<p align="center">ASSEMBLING BOLT - Ø 1/4" X 1 1/2"</p> <p align="center">BOULON D'ASSEMBLAGE - Ø 1/4" X 1 1/2"</p>	4
B		<p align="center">ASSEMBLING BOLT - Ø 1/4" X 3/4"</p> <p align="center">BOULON D'ASSEMBLAGE - Ø 1/4" X 3/4"</p>	6
C		<p align="center">ASSEMBLING BOLT - Ø 1/4" X 1 1/8"</p> <p align="center">BOULON D'ASSEMBLAGE - Ø 1/4" X 1 1/8"</p>	2
D		<p align="center">METAL WASHER - Ø 1/4" X 1/2"</p> <p align="center">RONDELLE DE MÉTAL - Ø 1/4" X 1/2"</p>	4
E		<p align="center">METAL WASHER - Ø 1/4" X 3/4"</p> <p align="center">RONDELLE DE MÉTAL - Ø 1/4" X 3/4"</p>	8

LISTE DES PIÈCES DE MONTAGE
HARDWARE LIST

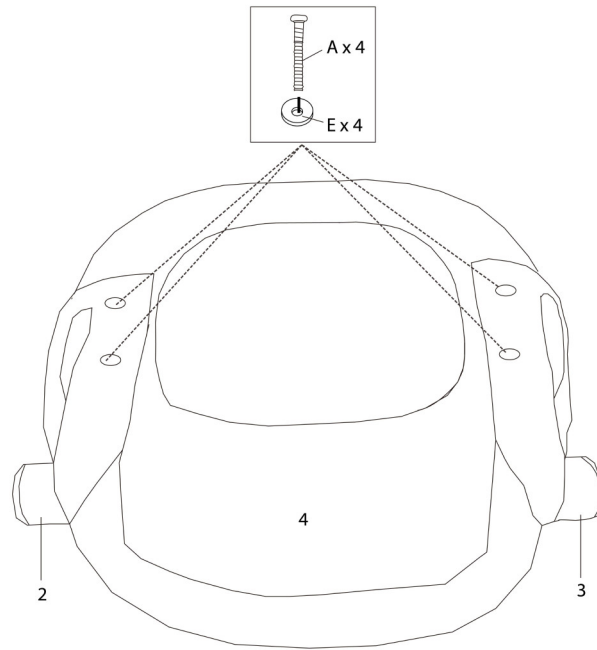
PIÈCE / PART #	IMAGE	DESCRIPTION	QTY / QTÉ
F		ASSEMBLING SCREW - Ø 1/4 X 5/8" VIS D'ASSEMBLAGE - Ø 1/4 X 5/8"	4
G		HEX KEY CLÉ HEXAGONALE	1



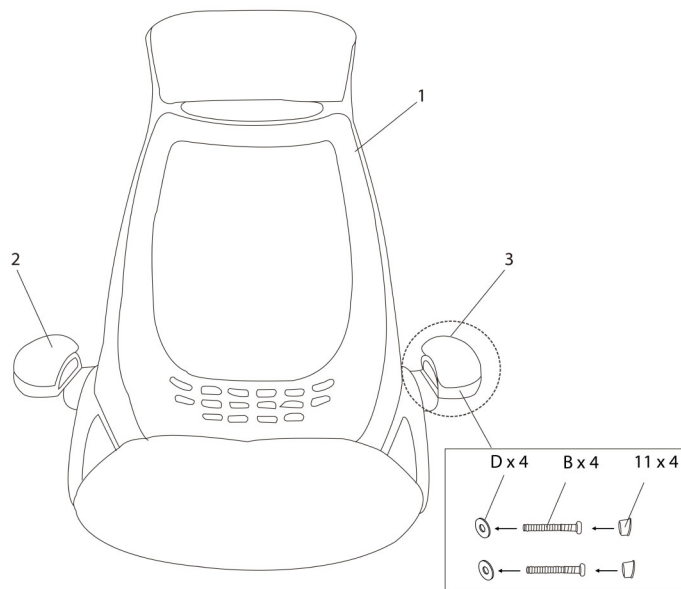
OUTIL DE VÉRIFICATION DE DIMENSIONS DES PIÈCES
HARDWARE DIMENSIONS VERIFICATION TOOL



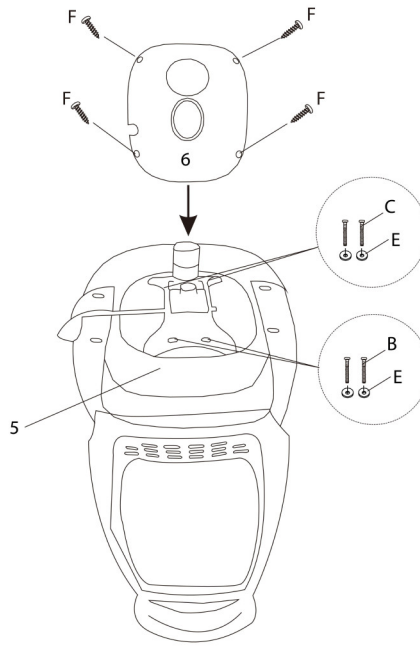
ÉTAPE / STEP 1



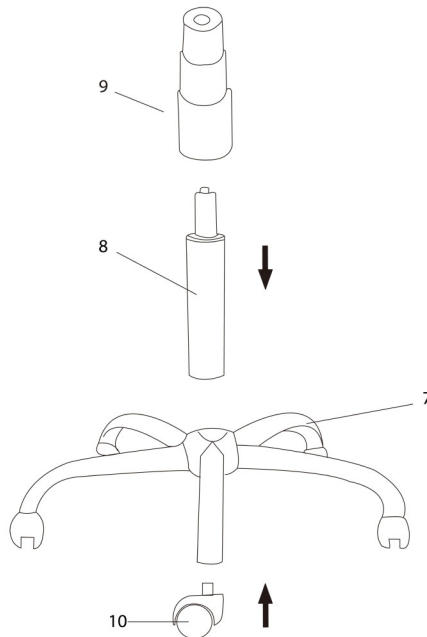
ÉTAPE / STEP 2



ÉTAPE / STEP 3



ÉTAPE / STEP 4



ÉTAPE / STEP 5

