INSTRUCTIONS D'ASSEMBLAGE
ASSEMBLY INSTRUCTIONS

MONARCH
SPECIALTIES INC.

I 7369

BUREAU -
48"L / ESPRESSO / METAL ARGENT

COMPUTER DESK -
48"L / ESPRESSO / SILVER METAL

POUR DE L'ASSISTANCE OU POUR COMMANDER DES PIÈCES CONTACTEZ NOTRE DÉPARTEMENT DE SERVICE À LA CLIENTÈLE.

FOR ASSISTANCE OR TO ORDER PARTS CONTACT OUR CUSTOMER SERVICE DEPARTMENT

WWW.MONARCHSERVICE.COM

LISTE DES PIÈCES
PARTS LIST

PIÈCE / PART #	IMAGE	DESCRIPTION	QTY / QTÉ
1		METAL LEG PATTE EN METAL	1
2	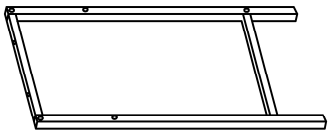	METAL LEG PATTE EN METAL	1
3	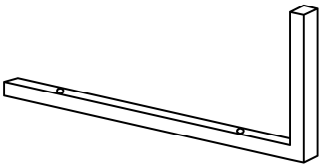	SHELF SUPPORT SUPPORT D'ETAGERE	2
4		CROSSBAR BARRE TRANSVERSALE	2
5		CROSSBAR BARRE TRANSVERSALE	1

LISTE DES PIÈCES
PARTS LIST

PIÈCE / PART #	IMAGE	DESCRIPTION	QTY / QTÉ
6		TOP PANEL PANNEAU DE SURFACE	1
7	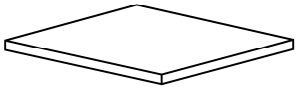	SHELF PANEL PANNEAU DE TABLETTE	1

LISTE DES PIÈCES DE MONTAGE
HARDWARE LIST

PIÈCE / PART #	IMAGE	DESCRIPTION	QTY / QTÉ
A	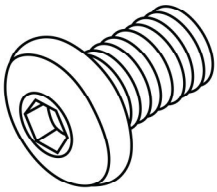	ASSEMBLING BOLT - Ø1/4" X 1 1/8" BOULON D'ASSEMBLAGE - Ø1/4" X 1 1/8"	8
B	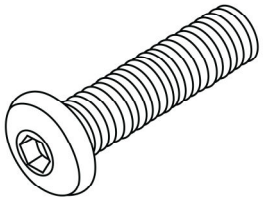	ASSEMBLING BOLT - Ø1/4" X 1 5/8" BOULON D'ASSEMBLAGE - Ø1/4" X 1 5/8"	8
C	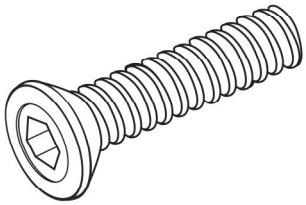	ASSEMBLING BOLT - Ø1/4" X 1 5/8" BOULON D'ASSEMBLAGE - Ø1/4" X 1 5/8"	2
D	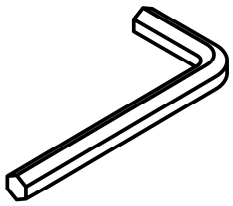	HEX KEY CLÉ HEXAGONALE	1

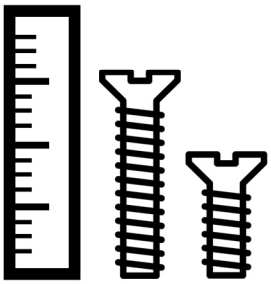

OUTIL DE VÉRIFICATION DE DIMENSIONS DES PIÈCES
HARDWARE DIMENSIONS VERIFICATION TOOL

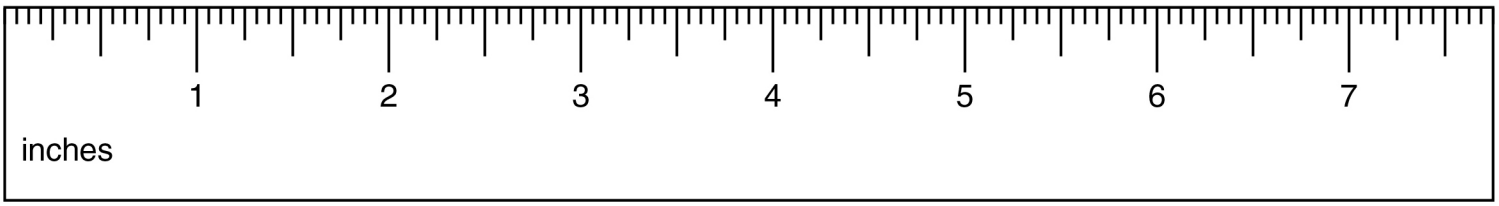

ÉTAPE / STEP 1

GAUCHE / LEFT

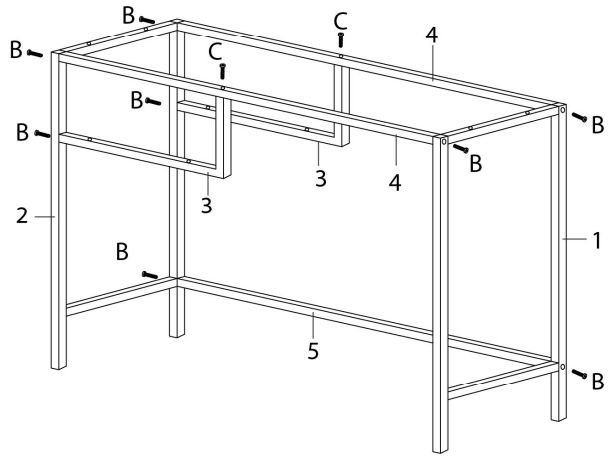

DROIT / RIGHT

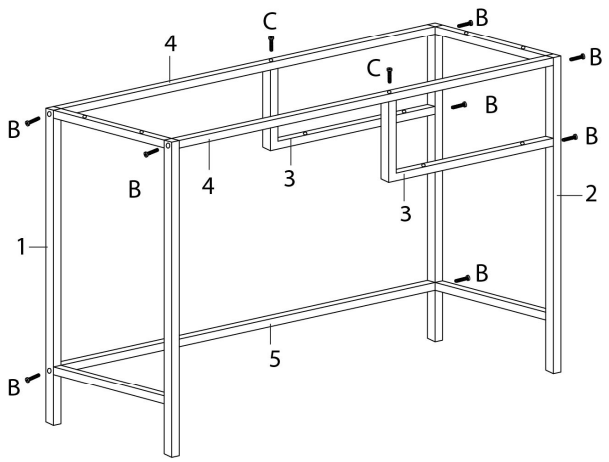

ÉTAPE / STEP 2

GAUCHE / LEFT

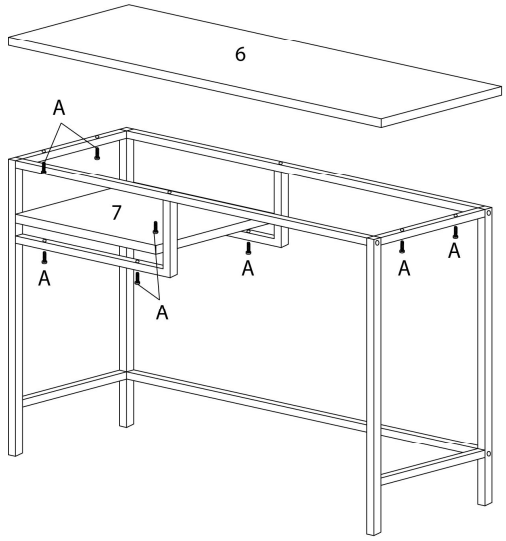

DROIT / RIGHT

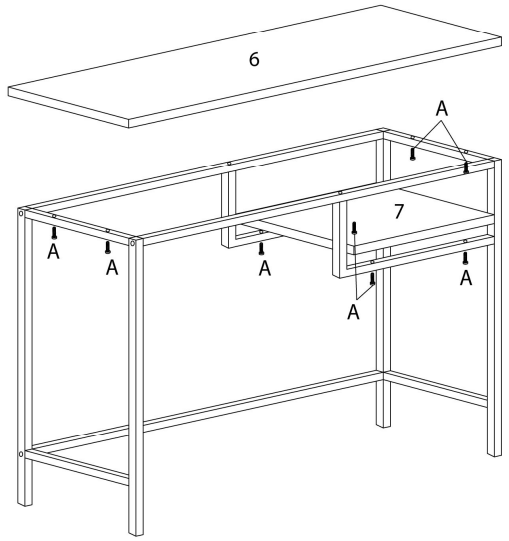
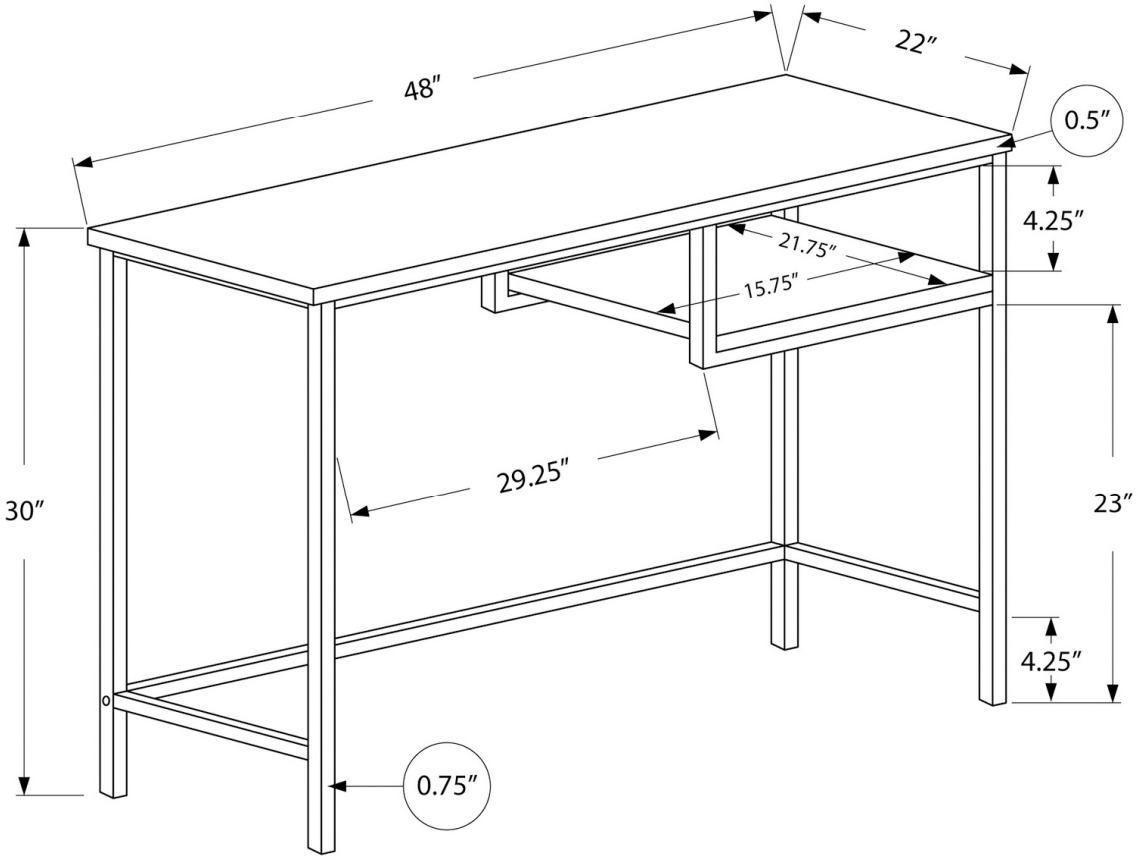
ÉTAPE / STEP 3