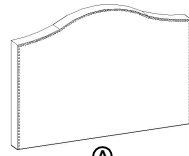
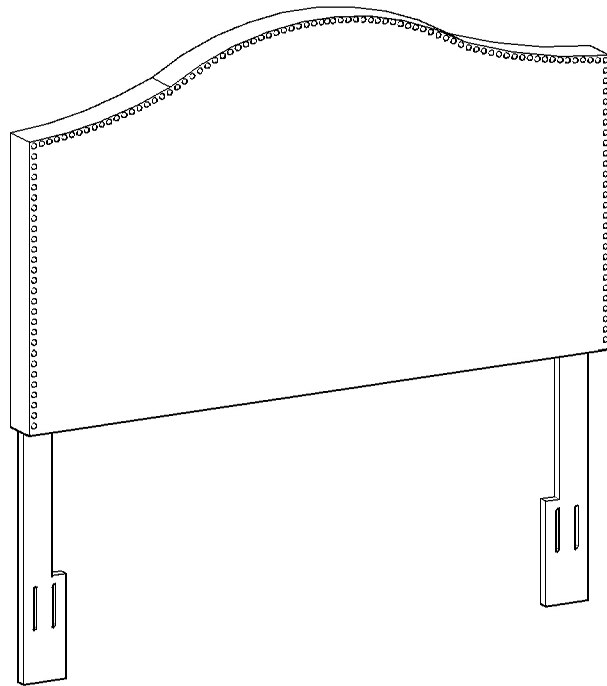




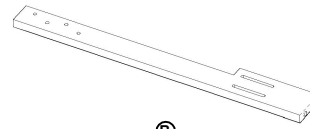
PARTS LIST / LISTE DES PIÈCES / LISTA DE PIEZAS

ITEM NO. / ARTICLE NO. / ARTICULONO: DS-D016-270-373A

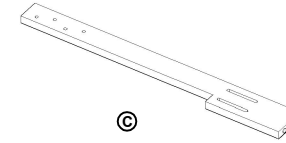
DESCRIPTION / DESCRIPCIÓN: 6/6-6/0 UPH HEADBOARD - TAUPE / TÊTE DE TRÈS GRAND LIT STANDARD ET CALIFORNIEN CAPITONNÉE / CABECERA DE CAMA TAPIZADA DE 6/6-6/0




x1 Headboard Panel
x1 Tête de lit
x1 Panel de cabecera



x1 Left leg
x1 Patte de gauche
x1 Pata Izquierda



x1 Right leg
x1 Patte de droite
x1 Pata derecha



x8 Bolt m8 x 50mm
x8 Boulon m8 x 50mm
x8 Perno m8 x 50mm



x8 Flat washer
x8 Rondelle plate
x8 Arandela plana



x8 Spring washer
x8 Rondelle a ressort
x8 Arandela auto bloqueante



x1 M5 Allen key
x1 M5 Cle hexagonale
x1 M5 Llave Allen

* *Replaceable Part*

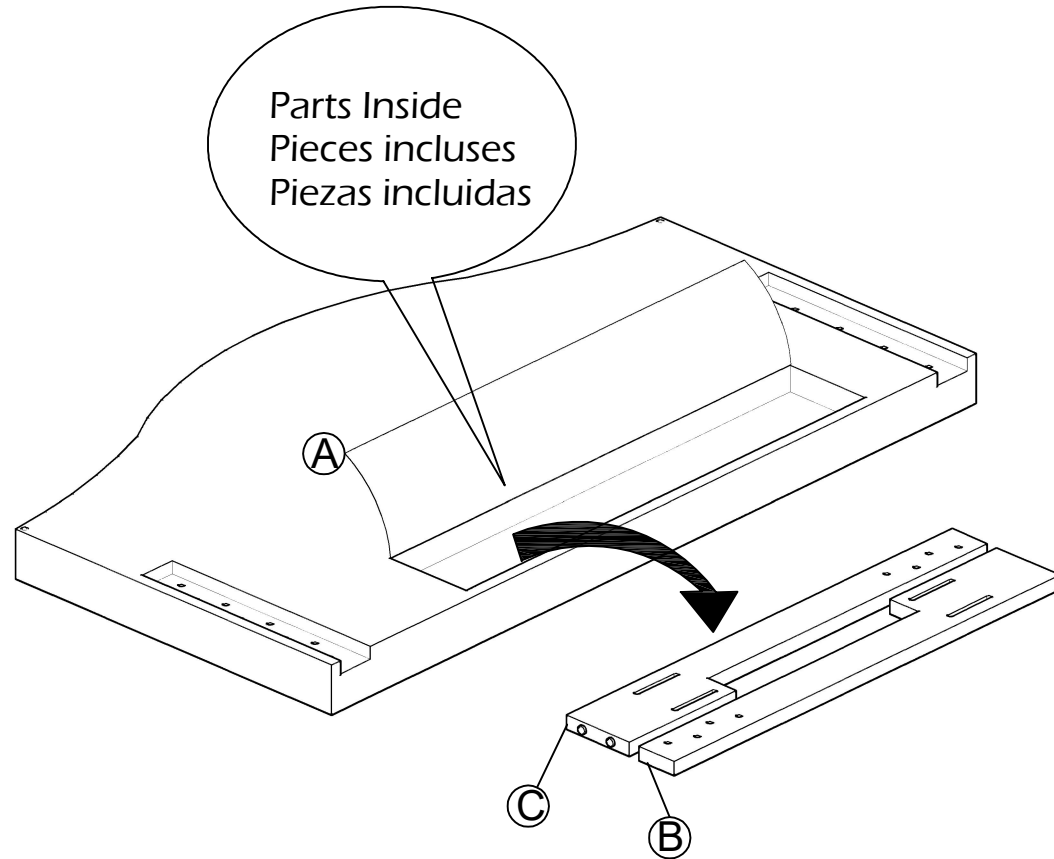


ASSEMBLY INSTRUCTION / NOTICE DE MONTAGE / INSTRUCCIONES DE MONTAJE

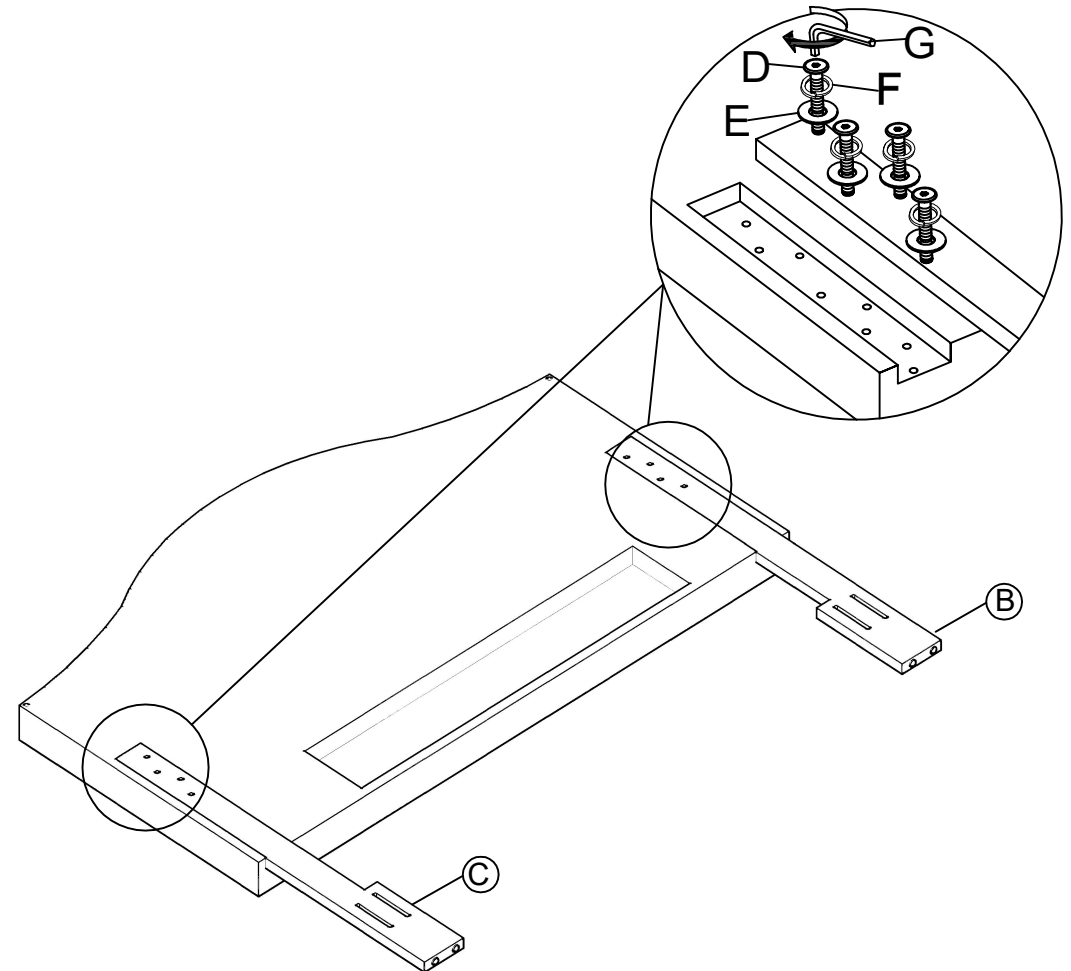
ITEM NO. / ARTICLE NO. / ARTICULO NO: DS-D016-270-373A

DESCRIPTION / DESCRIPCIÓN: 6/6-6/0 UPH HEADBOARD - TAUPE / TÊTE DE TRÈS GRAND LIT STANDARD ET CALIFORNIEN CAPITONNÉE / CABECERA DE CAMA TAPIZADA DE 6/6-6/0

Step 1 / Étape 1 / Paso 1




Step 2 / Étape 2 / Paso 2



Headboard height can be adjusted to different positions, select the proper position for your desired bed height.

La hauteur de la tête de lit est ajustable. Choisir la hauteur souhaitée.

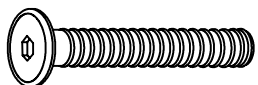
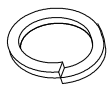
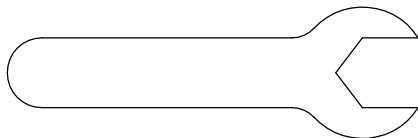
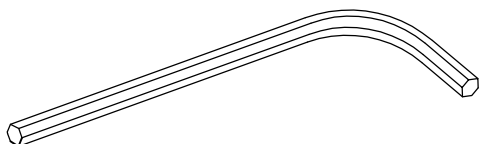
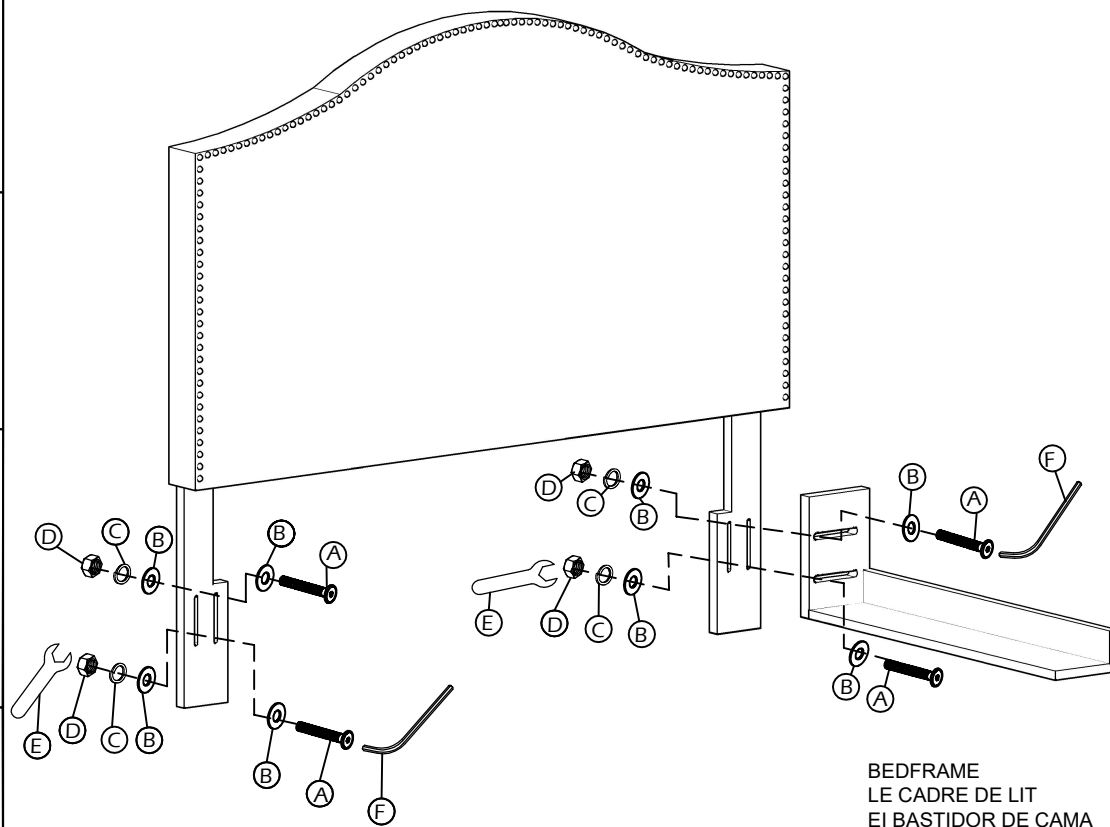
La cabecera puede ser ajustada en distintas posiciones. Seleccione la posición correcta según la altura de la cama deseada.

**ASSEMBLY INSTRUCTION / NOTICE DE MONTAGE / INSTRUCCIONES DE MONTAJE**

ITEM NO. / ARTICLE NO. / ARTICULONO: DS-D016-270-373A

DESCRIPTION / DESCRIPCIÓN: 6/6-6/0 UPH HEADBOARD - TAUPE / TÊTE DE TRÈS GRAND LIT STANDARD ET CALIFORNIEN CAPITONNÉE / CABECERA DE CAMA TAPIZADA DE 6/6-6/0

ASSEMBLY INSTRUCTIONS FOR BEDFRAME (not included) | INSTRUCTIONS DE MONTAGE BEDRA.ME (non inclus) / INSTRUCCIONES DE MONTAJE PARA BEDFRAME (no incluido)

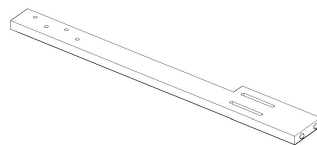
INCLUDED HARDWARE / QUINCAILLERIE INCLUSES / ELEMENTOS DE FERRETERIA INCLUIDOS**(A)**x4PCS
M8 x 60 mm Bolt
M8 x 60 mm Boulon
M8 x 60 mm Tornillo**(B)**x8PCS
Flat Washer
Rondelle plate
Arandela plana**(C)**x4PCS
Spring Washer
Rondelle a ressort
Arandela auto-bloquean**(D)**x4PCS
Nut
Ecrou
Tuerca**(E)**x1PC
Wrench
Cle
Llave inglesa**(F)**x1PC
M5 x 100mm Allen Key
M5 x 100mm Cle hexagonale
M5 x 100mm Llave Allen



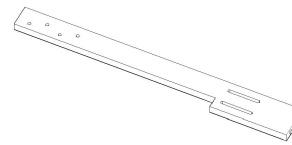
REPLACEABLE PART / PARTIE REMPLACABLE / PARTE REEMPLAZABLE

ITEM NO. / ARTICLE NO. / ARTICULONO: DS-D016-270-373A

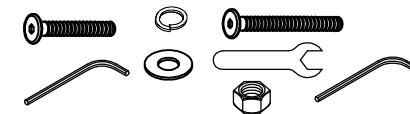
DESCRIPTION / DESCRIPCIÓN: 6/6-6/0 UPH HEADBOARD - TAUPE / TÊTE DE TRÈS GRAND LIT STANDARD ET CALIFORNIEN CAPITONNÉE / CABECERA DE CAMA TAPIZADA DE 6/6-6/0



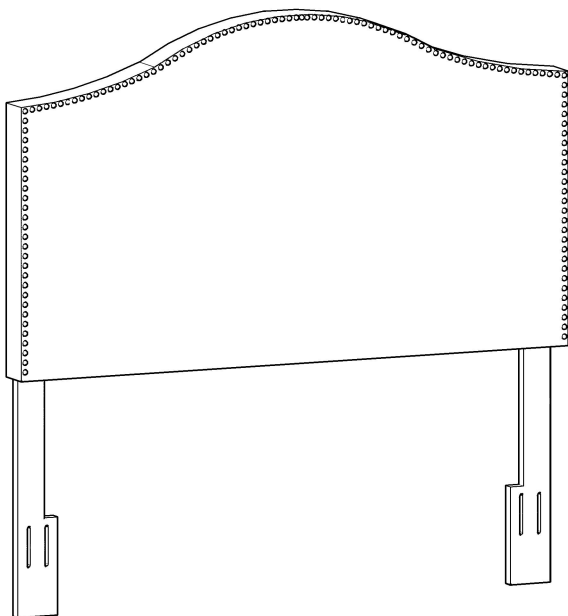
x1 RD016-270-373A-LEGL Headboard leg(Left)*
Pattes de la tete de lit (gauche)
Pattas de la cabecera(Izquierda)



x1 RD016-270-373A-LEGR Headboard leg (Right)*
Pattes de la tete de lit (droite)
Pattas de cabecera (derecha)



x1 RD016-270-373A-HWKI HARDWARE KIT LIST*
Liste des pièces de quincaillerie
Lista del kit de materiales



* *Replaceable Part*