
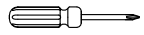





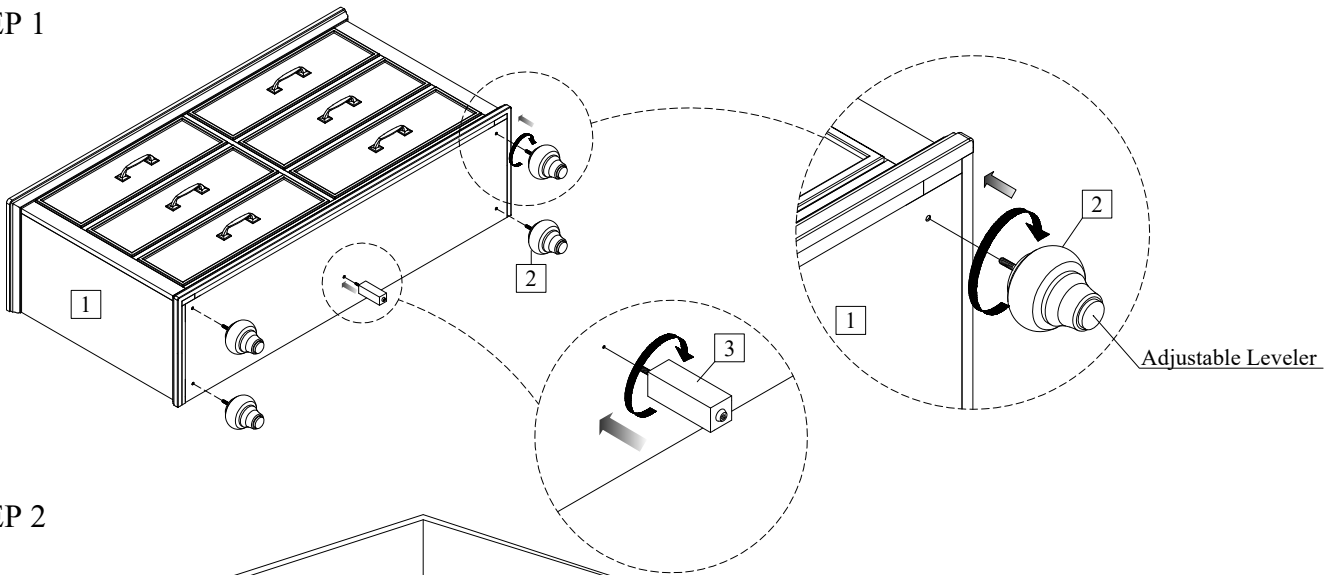
***Caution: Please read all instructions carefully before starting the assembly process. These parts are cumbersome and heavy. Therefore, two people are recommended in order to prevent personal injury and ensure the parts are not damaged during the assembly.

Step	Code	Hardware List		
1	A	Furniture Tipping Restraint		1Set

TOOLS REQUIRED (NOT PROVIDED)	
Description	Sketch
Phillips screwdriver	

Code	PARTS LIST		
1	Dresser		1Pc
2	Legs		4Pcs
3	Center Leg		1Pc

STEP 1



STEP 2

