






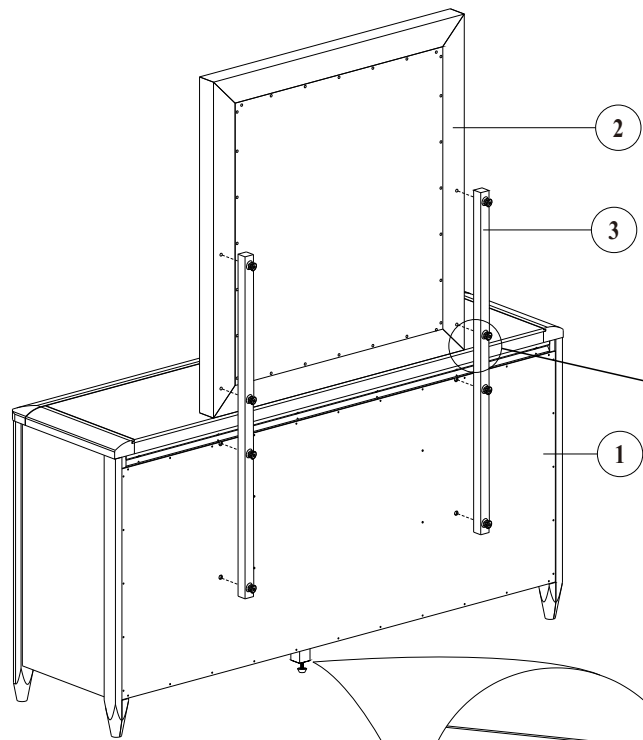
ASSEMBLY INSTRUCTIONS
PHOM 3827-04AM : Mirror # SKU 32238277
PHOM 3827-04AM : 6 Drawer Dresser # SKU 32138275

Thank you for purchasing this quality product. Be sure to check all packing material carefully for small parts that may have come loose inside the carton during shipment. Tools Required for assembly: Phillips Screwdriver (not provided)

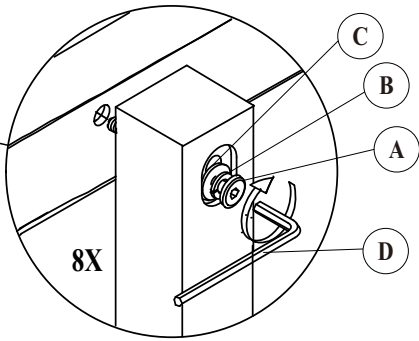
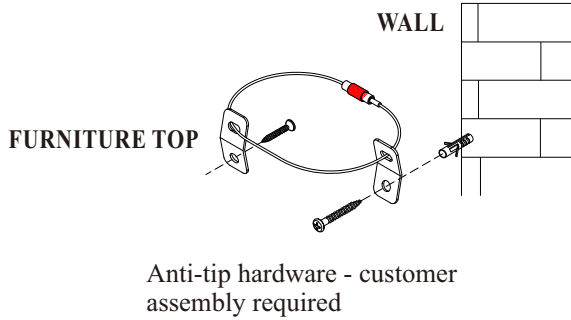
Part Key			
No.	Code	Q'ty	Description
1	3827-140	1 Pc	6 Drawer Dresser
2	3827-04AM	1 Pc	Mirror
3	3827-04AM	2 Pcs	Support Bracket
4	-	1 Set	Anti Tip Hardware

Hardware Kit 3827-04AM			
No.	Description		Q'ty
A		Bolt w/ Stopper M6 x 45 mm	8 Pcs
B		Lock Washer m6 x 11 x 2 mm	8 Pcs
C		Flat Washer m6 x 16 x 1 mm	8 Pcs
D		Allen Key 4 x 60mm	1 Pc
E		Phillips Screwdriver (NOT PROVIDED)	

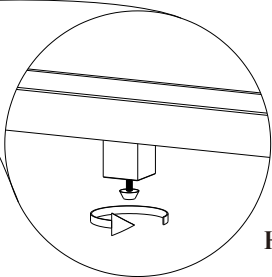
PLEASE NOTE:
To avoid the possibility of the furniture tipping and injury, the Anti-tip hardware must be installed



ASSEMBLY COMPLETE



Attach support bracket using bolt, lock washer, and flat washer. Tighten with allen key



How to adjustable leveler

Hardware Pack Location(s):

Mirror, SKU# 32238277
6 Drawer Dresser, SKU# 32138275