

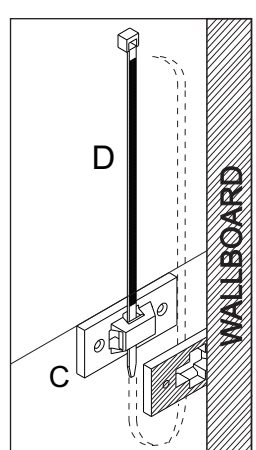
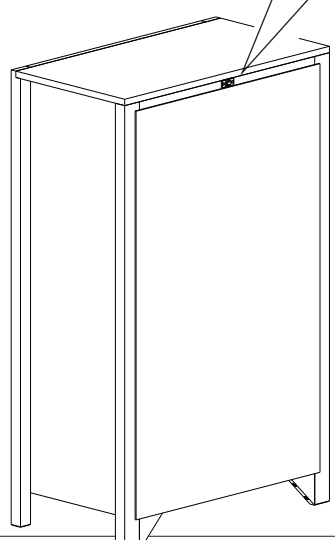
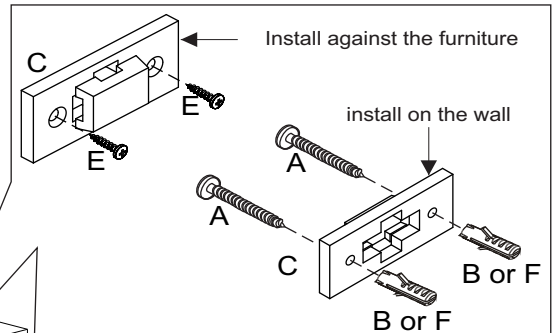

# ASSEMBLY INSTRUCTIONS




5308-1 DRESSER - SKU 32153087  
 5308-6 CHEST - SKU 32653087  
 5308-16 MEDIA CHEST - SKU 33653088  
 5308-5 NIGHTSTAND - SKU 32553085  
 5308-15 OPEN NIGHTSTAND - SKU 33553086  
 5306-1 DRESSER - SKU 32153063  
 5306-6 CHEST - SKU 32653063  
 5306-16 MEDIA CHEST - SKU 33653064  
 5306-5 - NIGHTSTAND - SKU 32553061  
 5306-15 OPEN NIGHTSTAND - SKU 33553062  
 5304-1 DRESSER - SKU 32153049  
 5304-6 CHEST - SKU 32653049  
 5304-16 TV STAND - 33653040  
 5304-5 2 DRAWER N STAND - SKU 32553047  
 5304-15 1 DRAWER N STAND - SKU 33553048  
 976-9 SERVER/SIDEBOARD - SKU 42929767  
 2976-SR SERVER - SKU 42429767  
 9781-47A 66 CONSOLE - SKU 25097800  
 9781-47B FRAME - SKU 25197802  
 9780-47A 82 CONSOLE - SKU 25297804  
 9781-55A 66 CONSOLE - SKU 25097812  
 9780-55A 82 CONSOLE - SKU 25297816  
 9780-47B 82 CONSOLE - SKU 25397806  
 978124 82 CONSOLE - SKU 25197826

978125 66 CONSOLE - SKU 25097824  
 979320 GRAY DESK - SKU 26097938  
 979320 BROWN DESK - SKU 26097940  
 979479 METAL FRAME - SKU 26197930  
 5312-1 DRESSER - SKU 32153126  
 5312-5 2 DRW NIGTSTAND - SKU 32553124  
 5312-6 CHEST - SKU 32653126  
 5312-15 OPEN NIGHTSTAND - SKU 33553125  
 DRESSER - SKU 33153127  
 2 DRW NIGHTSTAND - SKU 32553136  
 CHEST - SKU 32653138  
 OPEN NIGTSTAND - SKU 33553137  
 DRESSER - SKU 33153064  
 NIGHTSTAND - SKU 32553073  
 CHEST - 32653075  
 OPEN NIGHTSTAND - SKU 33553074  
 DRESSER - SKU 33153088  
 NIGHTSTAND - SKU 32553097  
 CHEST - SKU 32653099  
 OPEN NIGHTSTAND - SKU 33553098  
 DRESSER - SKU 33153040  
 CHEST - SKU 33653040  
 DRESSER - SKU 32153140  
 CHEST - SKU 32653140


This product is manufactured by **REN**R for **ROOMS TO GO**

## Security Fixing Anti Tipping Restraint

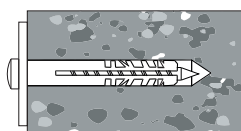


HARDWARE LIST		
Code	Description	Qty.
A	 Wood screw 4,5X40	2
B	 Wall anchor	2
C	 Support	2
D	 Cable tie	1
E	 Wood screw 4,0x20	2
F	 Wall Anchor Fly	2
G	 Philips key #2 <small>(not included)</small>	1

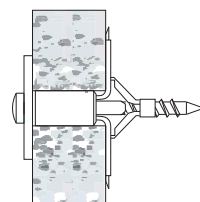
### SAMPLE THE FIXING IN THE WALL



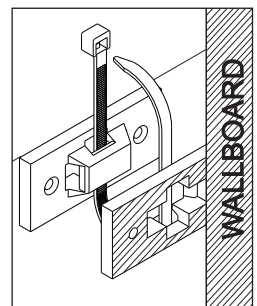
Screw in Wood  
Without Anchor



Screw in Concrete  
With Anchor (B)



Screw in Dry Wall  
With Anchor Fly (F)



# ASSEMBLY INSTRUCTIONS

5308-1 DRESSER - SKU 32153087  
5308-6 CHEST - SKU 32653087  
5308-16 MEDIA CHEST - SKU 33653088  
5308-5 NIGHTSTAND - SKU 32553085  
5308-15 OPEN NIGHTSTAND - SKU 33553086  
5306-1 DRESSER - SKU 32153063  
5306-6 CHEST - SKU 32653063  
5306-16 MEDIA CHEST - SKU 33653064  
5306-5 - NIGHTSTAND - SKU 32553061  
5306-15 OPEN NIGHTSTAND - SKU 33553062  
5304-1 DRESSER - SKU 32153049  
5304-6 CHEST - SKU 32653049  
5304-16 TV STAND - 33653040  
5304-5 2 DRAWER N STAND - SKU 32553047  
5304-15 1 DRAWER N STAND - SKU 33553048  
976-9 SERVER/SIDEBBOARD - SKU 42929767  
2976-SR SERVER - SKU 42429767  
9781-47A 66 CONSOLE - SKU 25097800  
9781-47B FRAME - SKU 25197802  
9780-47A 82 CONSOLE - SKU 25297804  
9781-55A 66 CONSOLE - SKU 25097812  
9780-55A 82 CONSOLE - SKU 25297816  
9780-47B 82 CONSOLE - SKU 25397806  
978124 82 CONSOLE - SKU 25197826  
978125 66 CONSOLE - SKU 25097824  
979320 GRAY DESK - SKU 26097938  
979320 BROWN DESK - SKU 26097940  
979479 METAL FRAME - SKU 26197930  
5312-1 DRESSER - SKU 32153126  
5312-5 2 DRW NIGTSTAND - SKU 32553124  
5312-6 CHEST - SKU 32653126  
5312-15 OPEN NIGHTSTAND - SKU 33553125  
DRESSER - SKU 33153127  
2 DRW NIGHTSTAND - SKU 32553136  
CHEST - SKU 32653138  
OPEN NIGTSTAND - SKU 33553137  
DRESSER - SKU 33153064  
NIGHTSTAND - SKU 32553073  
CHEST - 32653075  
OPEN NIGHTSTAND - SKU 33553074  
DRESSER - SKU 33153088  
NIGHTSTAND - SKU 32553097  
CHEST - SKU 32653099  
OPEN NIGHTSTAND - SKU 33553098  
DRESSER - SKU 33153040  
CHEST - SKU 33653040  
DRESSER - SKU 32153140  
CHEST - SKU 32653140

This product is manufactured by **REN R** for

**ROOMS TO GO** ▶

Your Furniture comes with an anti tipping restraint. Once attached to the Furniture and to the wall, it will help prevent the Furniture from tipping over at small child attempt to climb on the Furniture. It is recommended that the restraint be attached directly to a wall wood stud if possible. If this not possible, it is best to use the wall anchor included.

## STEP 1:

Determined the location of your Furniture. Find the center of the back edge of the top of your Furniture, and once determined, mark it. make a marching mark on the wall.

Attach the support (C) exactly as shown in the diagram using screw (E) with the philips key (G - not included)

## STEP 2:

Attach the second support (C) to the wall using the wall anchor (B or F) (if you can not use a wall stud) and screw (A) with the philips key (G - not included) as shown.

## STEP 3:

Once support are secure and tight, place the Furniture with support as close to the wall witch support. Then attach the cable tie (D) as shown, Making sure it "locks" and pulls together.

As an additional safety measure, it is recommended to place all heavier items on the lower drawers of the Furniture.

## FURNITURE TIPPING RESTRAINT KIT

### Warning

**Injury may result from tipping furniture.**

**This restraint is not a substitute for proper adult supervision.**

**This restraint may provide protection against tipping furniture.**

**Do not allow children to climb on furniture.**

**Failure to detach this restraint before moving furniture may result in injury and damage.**

Manufactured by Renar Móveis  
Address: Rua Vivandério dos Santos Vale, 18  
Centro, Fraiburgo,  
Brazil Country.

Tel: 55 (49) 3246-9500

Fax: 55 (49) 3246-9534

Meets ASTM F3096-23

MFG Date: MAY / 2024