








Assembly Instruction

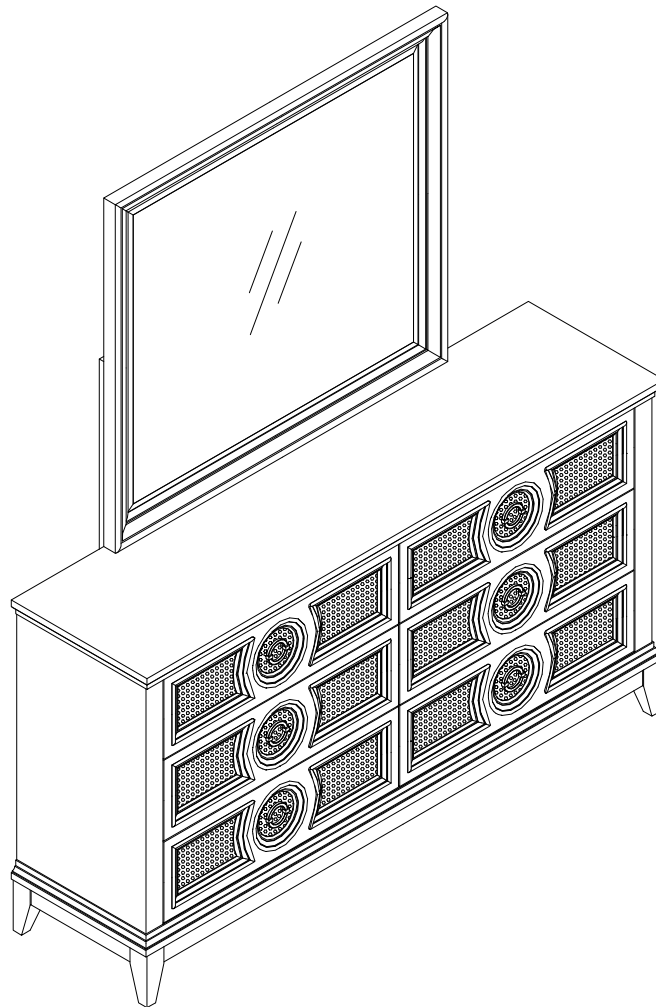
NAJA 7349-2 MIRROR IVORY SHAGREEN
 NAJA 7349-1 DRESSER IVORY SHAGREEN

SKU# 32273497
 SKU# 32173495

Thank you for purchasing this quality product. Be sure to check all packing material carefully for small parts, which may have come loose inside the carton during shipment. Identify and count all parts and compare with the **HARDWARE LIST** below.

PARTS LIST			
Code	Description	Sketch	Quantity
A	Mirror		1 pc
B	Dresser		1 pc
C	Mirror support rails		2 pcs

TOOLS REQUIRED (NOT PROVIDED)				
SCREWDRIVER 				
Step	Code	Hardware List	Q'TY	
1	D	Allen Bolt-Ø5/16 x18 x35mm		8 pcs
		Flat washer-Ø5/16xØ22mmx1.5mm		
		Lock washer-Ø5/16xØ13mmx1.5mm		
	E	Allen Key - 4mm		1 pc
2	F	Anti tipping kits		1 Set



Hardware Location(s): Back of Mirror.

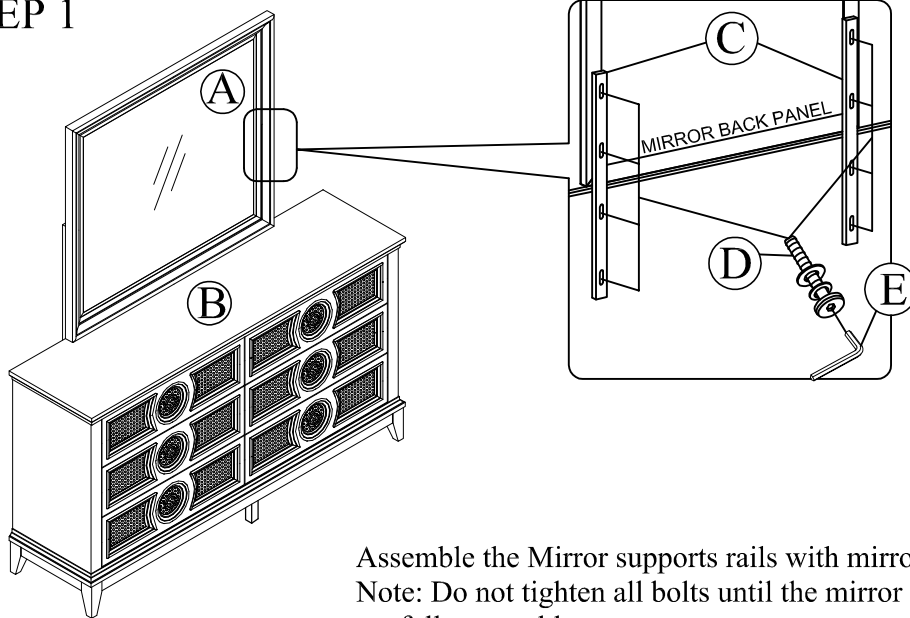
Anti Tipping Kit Location(s): In Top Drawer Box.

Assembly Instruction

NAJA 7349-2 MIRROR IVORY SHAGREEN
NAJA 7349-1 DRESSER IVORY SHAGREEN

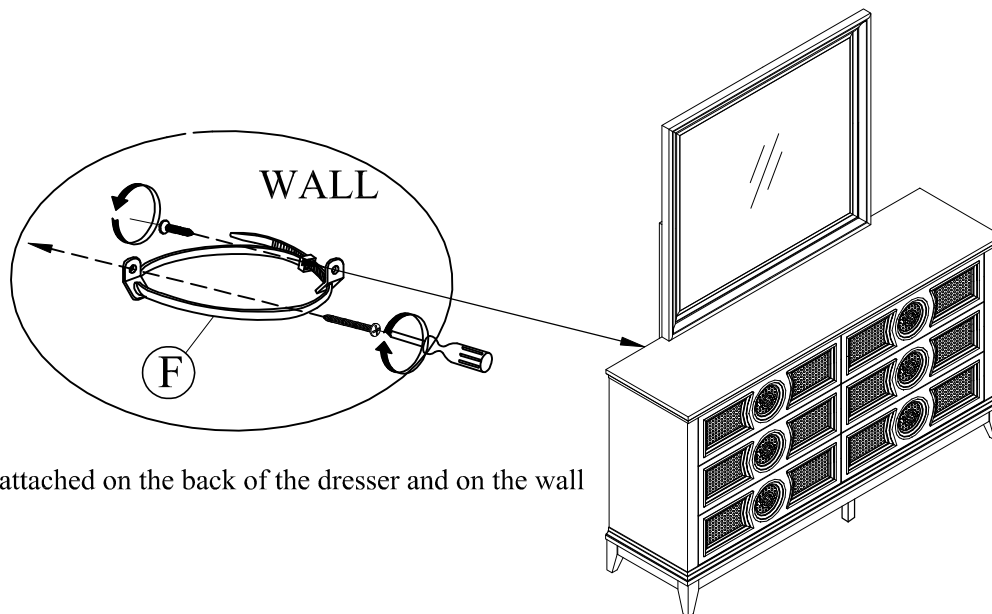
SKU# 32273497
SKU# 32173495

STEP 1



Assemble the Mirror supports rails with mirror frame and dresser back
Note: Do not tighten all bolts until the mirror and the dresser are fully assembly.

STEP 2



Tipping restraint attached on the back of the dresser and on the wall