

STEP ONE

R0


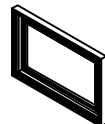
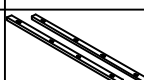
Assembly Instruction

DOOR DRESSER/LANDSCAPE MIRROR STOF






Model#:8015-1/2
SKU#: 32180159/32280151

Thank you for purchasing this quality product. Be sure to check all packing materials carefully for small parts that may have come loose inside the carton during shipment.

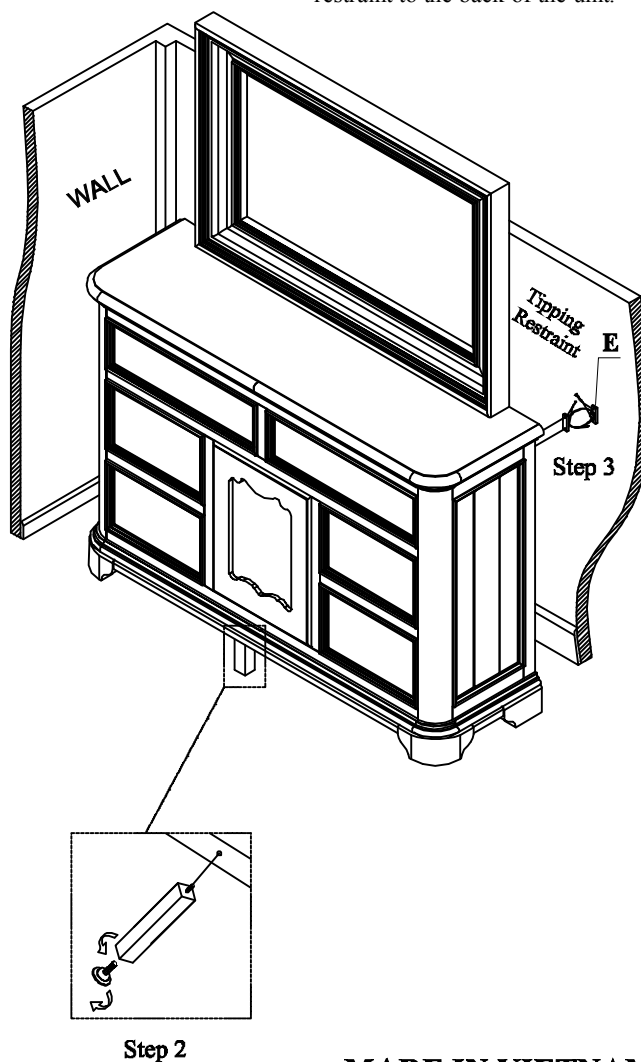
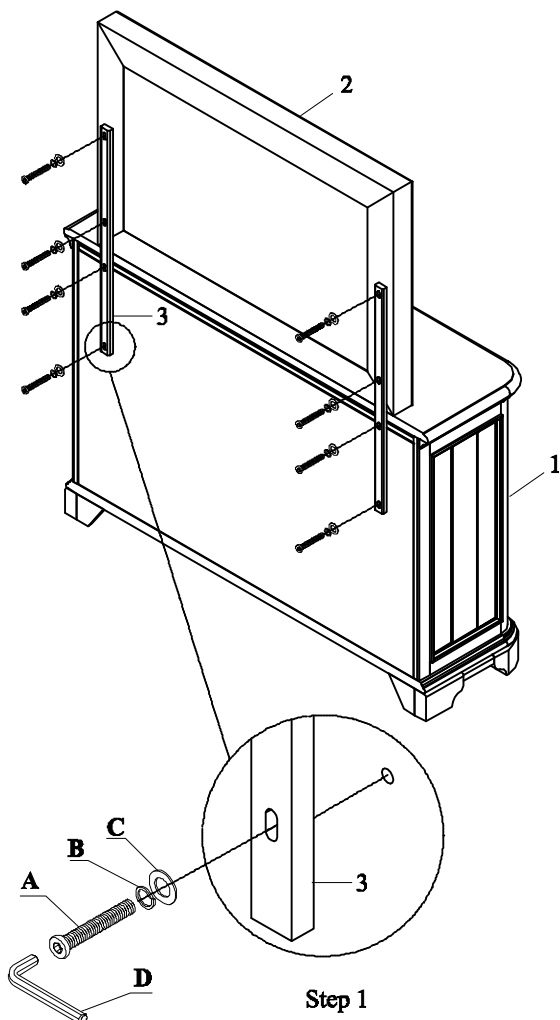
Part list

| NO. | SKETCH | DESCRIPTION | Q'TY |
|-----|--|------------------|------|
| 1 |  | Door Dresser | 1pc |
| 2 |  | Landscape Mirror | 1pc |
| 3 |  | Mirror Support | 2pcs |

Hardware list

| NO. | DRAWING | DESCRIPTION | Q'TY |
|-----|---|-------------------------|------|
| A |  | Ø1/4"1-1/2"L Allen Bolt | 8pcs |
| B |  | Ø1/4" Lock washer | 8pcs |
| C |  | Ø1/4" x19mmFlat washer | 8pcs |
| D |  | 4mm Allen Wrench | 1pc |
| E |  | Tipping Restraint | 1set |

Step 3
Staple the furniture tipping
restraint to the back of the unit.



MADE IN VIETNAM