





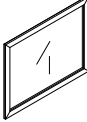

ASSEMBLY INSTRUCTIONS

LWYE 4731 / 4733 - 121 MIRROR
 SKU # 32247315 / 32247339

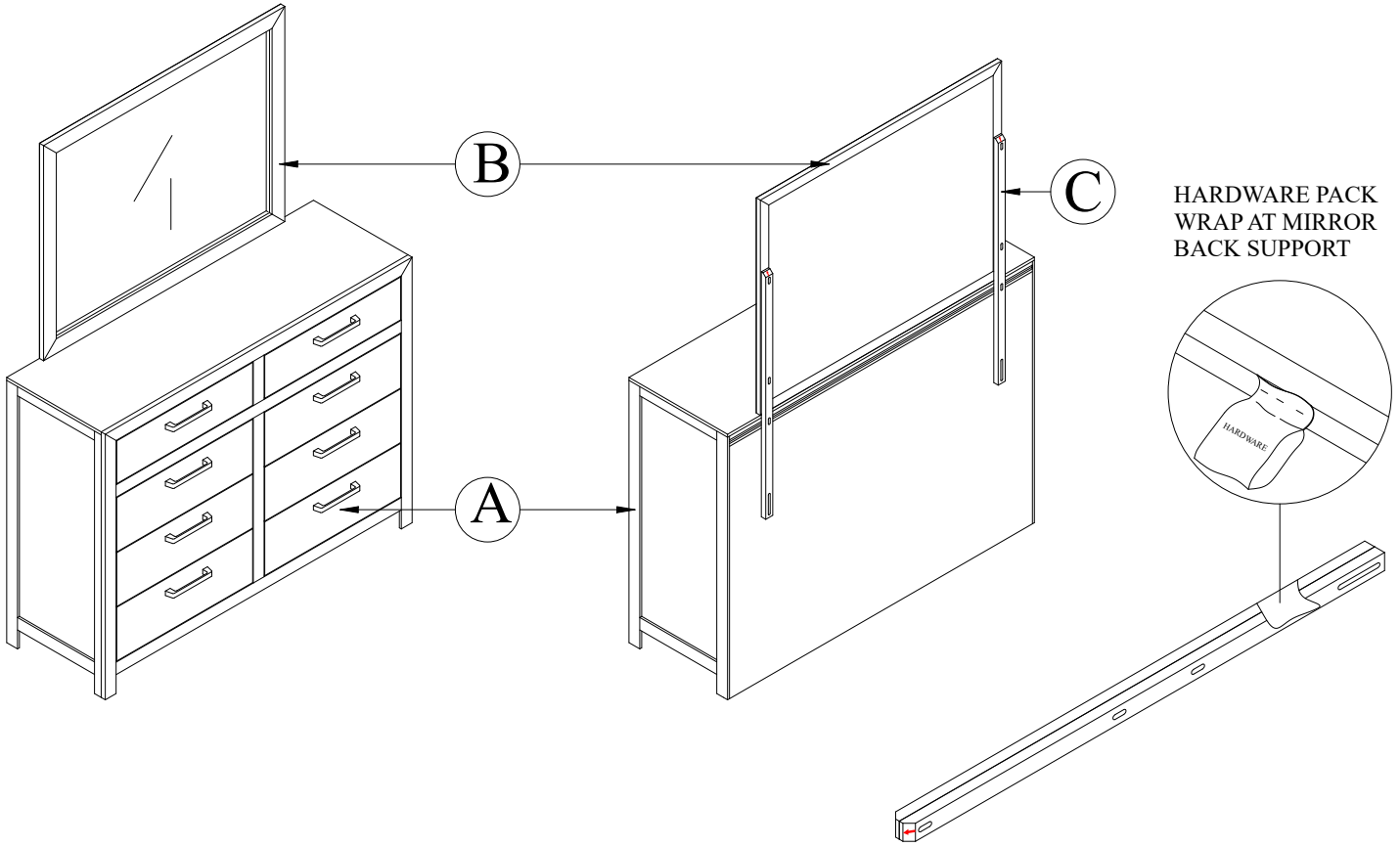
Manufactured by (LWYE) for ROOMS TO GO

Version 1.0 5/2024

Thank you for purchasing this quality product. Be sure to check all packing material carefully for small parts. Which may have come loose inside the carton during shipment. Identify and count all parts and compare with the hardware list below :

Hardware List	No.	Picture	Description	Dimension	Qty
	①		M4 ALLEN WRENCH	4 x 65MM	1 PC
Parts List			Description		Qty
	A		DRESSER		1 PC
	B		MIRROR		1 PC
	C		MIRROR BACK SUPPORT		2 PCS

Notes :
 * Mirror Back Support Pack with Mirror
 * All JCBC with Capture are pre-install onto the mirror bracket



* Hardware pack in carton - SKU # 32247315 / 32247339

ASSEMBLY STEP

STEP 1 : Assembly mirror (B) and mirror back support (C) to the dresser (A).

Hardware List		
	Description	Qty
 ①	M4 ALLEN WRENCH	1 PC

