

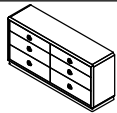

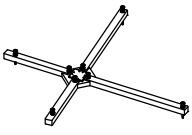
ASSEMBLY INSTRUCTION



CAVS: 8410-100 DRESSER
CAVS: 8410-110 -MIRROR

SKU: 32184107
SKU: 32284109
Version#1 - 09/3/2025

This product is manufactured by CAVS for **Rooms To Go**

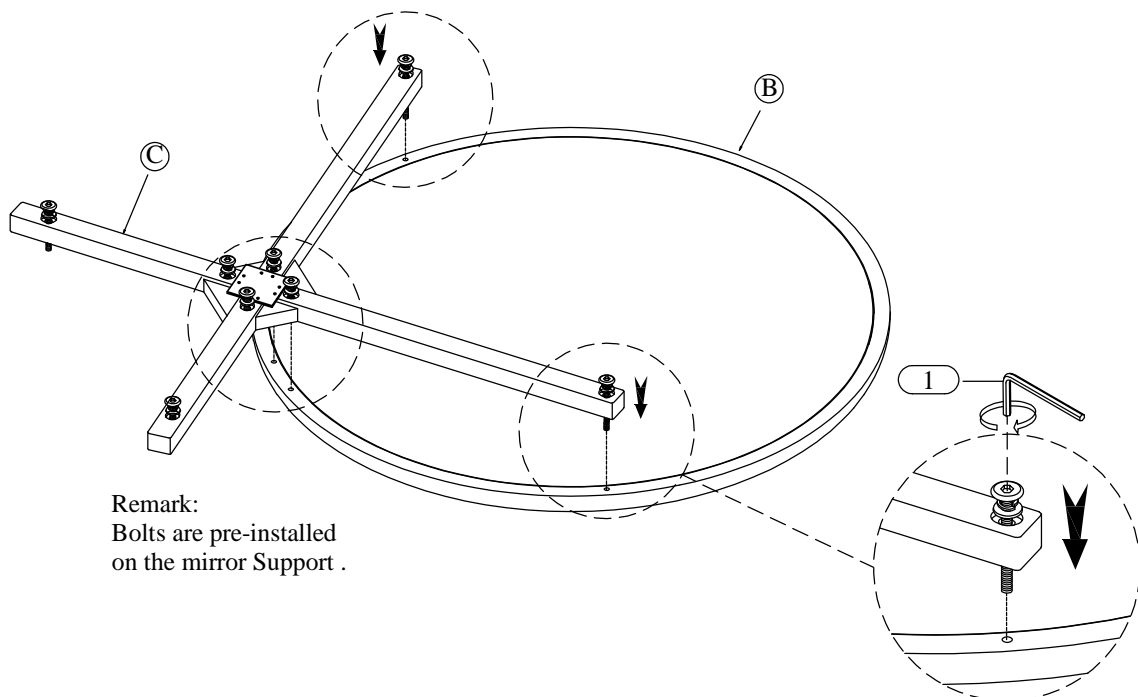
*** Caution: Please read all instructions carefully before starting the assembly process. These parts are cumbersome and heavy Therefore, two people are recommended in order to prevent personal injury and ensure the parts are not damaged during the assembly
*** Remark: DO NOT fully tighten all bolts until assembly is completed.

Code	PARTS LIST :		
A	Dresser (Sold Separately)		1Pc
B	Mirror		1Pc
C	Mirror Support		1Pc

Code	HARDWARE LIST OF MIRROR		
Pre-installed on Part C	Flat Washer $\phi 1/4"$ x 19*2mm		8Pcs
	Spring Washer $\phi 1/4"$		8Pcs
	Allen Head Bolt $\phi 1/4"$ - 20 x 2"		8Pcs
	Threaded Washer $\phi 1/4"$ -20 x 10mm PRE-INSTALLED		8Pcs
1	Allen Key 4mm		1Pc

STEP 1

Assemble The Mirror Support (C) with Mirror (B)



Hardware Pack Location (s):

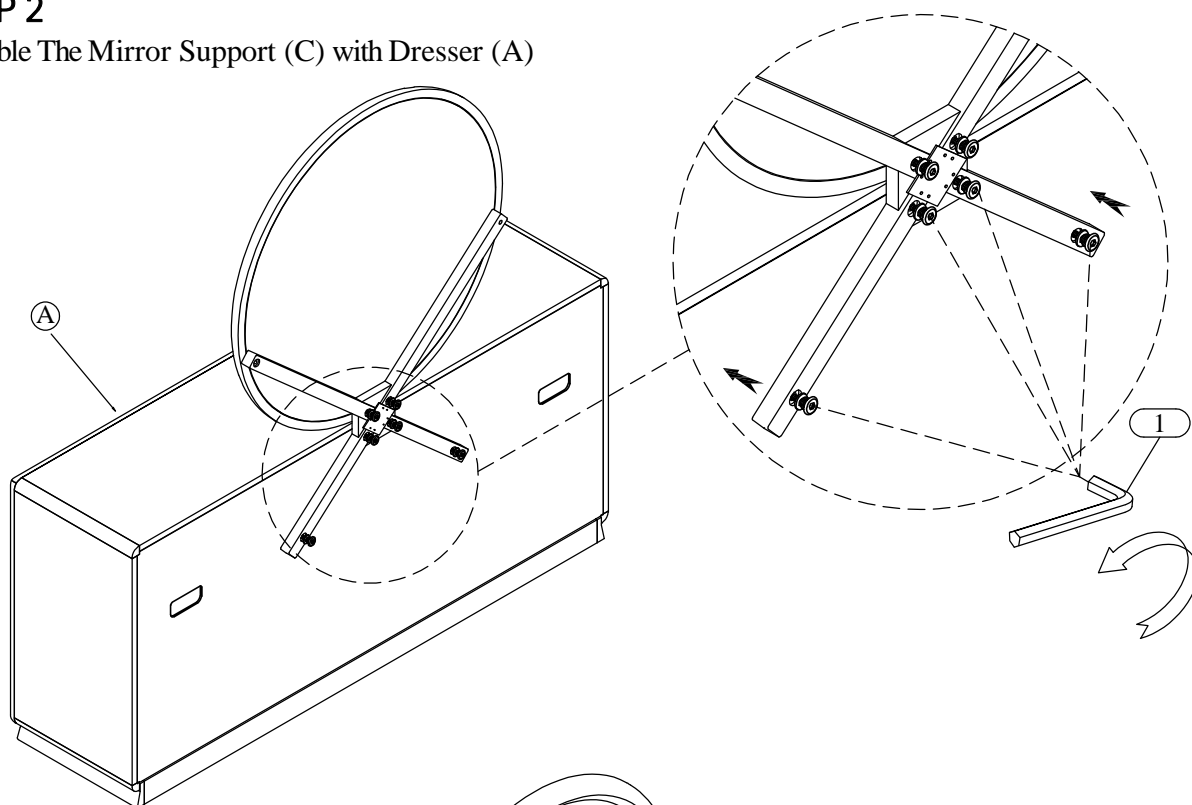
8410-110 - MIRROR , SKU: 32284109

This product is manufactured by CAVS for **Rooms To Go**

*** Caution: Please read all instructions carefully before starting the assembly process. These parts are cumbersome and heavy. Therefore, two people are recommended in order to prevent personal injury and ensure the parts are not damaged during the assembly.
*** Remark: DO NOT fully tighten all bolts until assembly is completed.

STEP 2

Assemble The Mirror Support (C) with Dresser (A)



COMPLETE ASSEMBLY

