





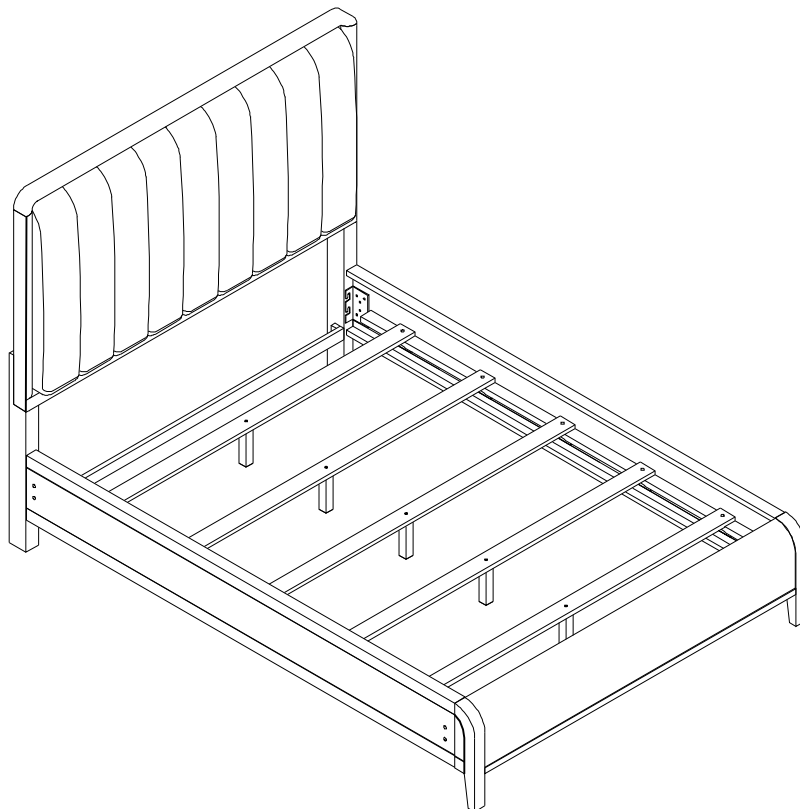
Assembly Instructions

BFGP 3199-108HQ QUEEN UPHOLSTERD HEADBOARD - SKU# 32331996
BFGP 3199-108FQ QUEEN FOOTBOARD - SKU# 32731994
BFGP 3199-108RL QUEEN / KING RAILS - SKU# 32931998

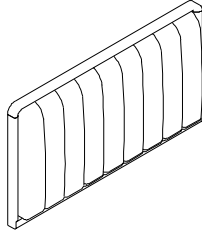
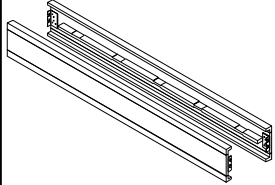
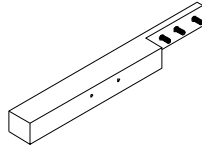
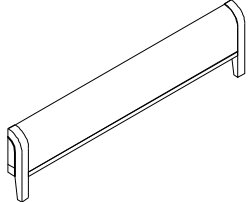
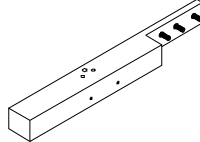
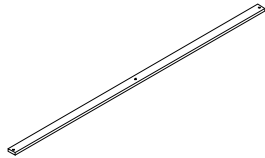
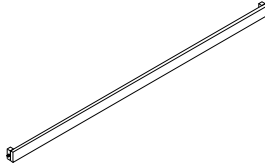

Manufactured by BFGP for Rooms To Go

VERSIONS# 1 - 07/06/2024

STEP	CODE	HARDWARE		Q'TY
3	1		Screw M4 x 1-1/4"	10PCS
	2		Allen key 4mm	1PC



PART LISTS

	
A. Headboard - 1 PC	E. Side Rails - 2 PCS
	
B. Headboard Leg (L) - 1 PC	F. Footboard - 1 PC
	
C. Headboard Leg (R) - 1 PC	G. Slats - 5 PCS
	
D. Headboard Bottom Rail - 1 PC	H. Support Legs with leveler 5 PCS

Hardware Pack Location (s):BFGP 3199-108FQ QUEEN FOOTBOARD - SKU# 32731994

MADE IN VIETNAM

1 OF 3



Assembly Instructions

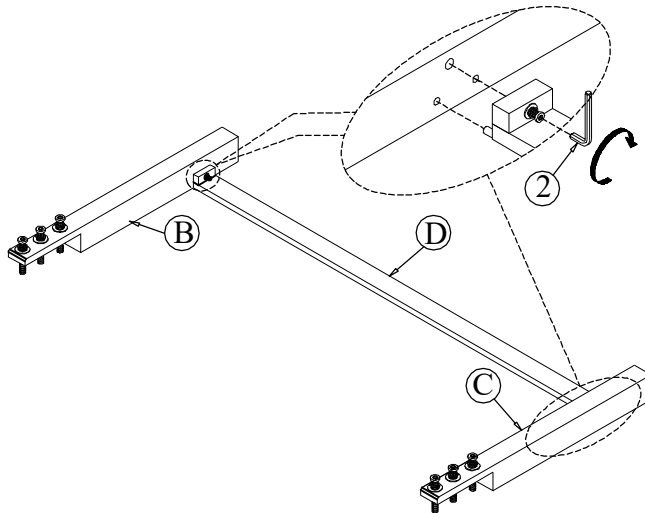
BFGP 3199-108HQ QUEEN UPHOLSTERD HEADBOARD - SKU# 32331996
BFGP 3199-108FQ QUEEN FOOTBOARD - SKU# 32731994
BFGP 3199-108RL QUEEN / KING RAILS - SKU# 32931998

Manufactured by BFGP for Rooms To Go

VERSIONS# 1 - 07/06/2024

***Caution: Please read all instructions carefully before starting the assembly process. These parts are cumbersome and heavy. Therefore, two people are recommended in order to prevent personal injury and ensure the parts are not damage during the assembly.

STEP 1

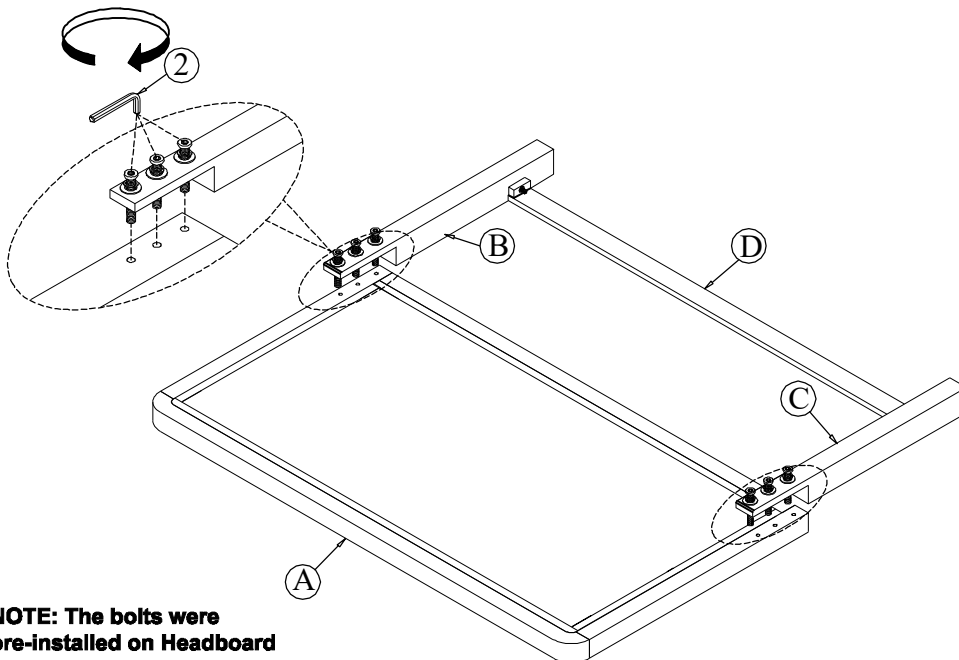


STEP 1: Assemble the left & right Headboard Legs (B & C) to the Headboard Bottom Rail (D) using hardware as shown.

NOTE: The bolts were pre-installed on Headboard Bottom Rail (D)

STEP 2

STEP 2: Assemble the left & right Headboard Legs (B & C) to the Headboard (A) using hardware as shown.



NOTE: The bolts were pre-installed on Headboard Legs (B & C).

Hardware Pack Location (s):BFGP 3199-108FQ QUEEN FOOTBOARD - SKU# 32731994

MADE IN VIETNAM

2 OF 3



Assembly Instructions

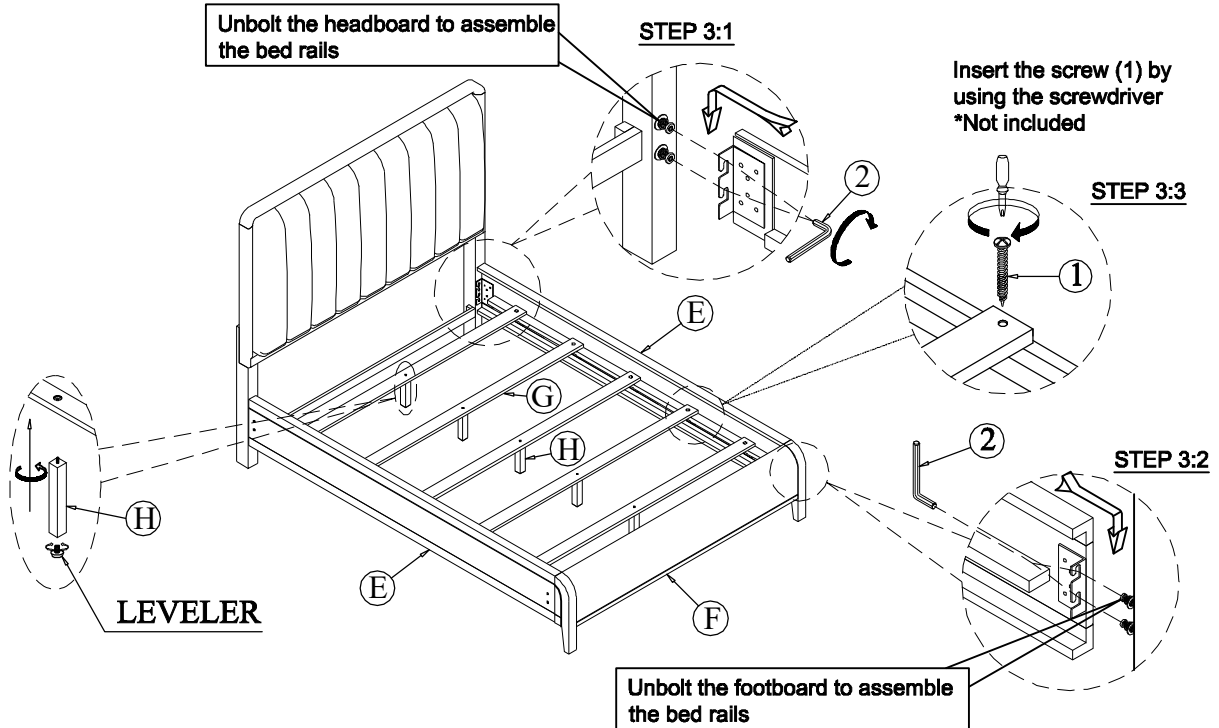
BFGP 3199-108HQ QUEEN UPHOLSTERD HEADBOARD - SKU# 32331996
BFGP 3199-108FQ QUEEN FOOTBOARD - SKU# 32731994
BFGP 3199-108RL QUEEN / KING RAILS - SKU# 32931998

Manufactured by BFGP for Rooms To Go

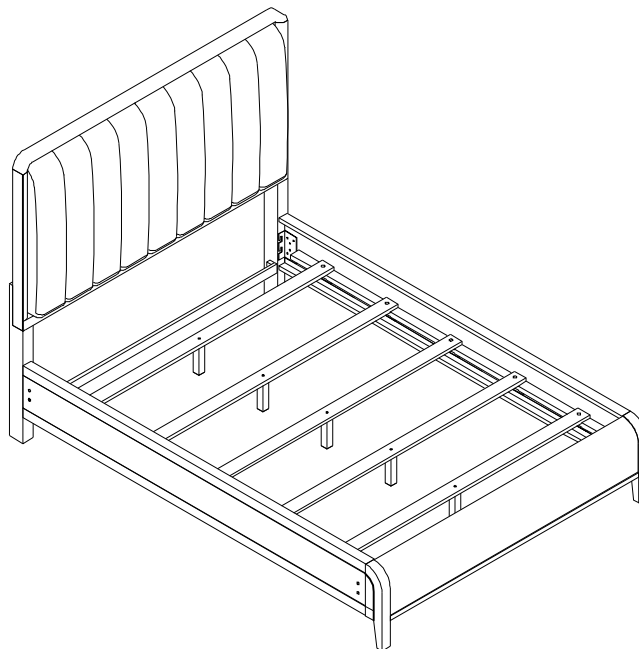
VERSIONS# 1 - 07/06/2024

***Caution: Please read all instructions carefully before starting the assembly process. These parts are cumbersome and heavy. Therefore, two people are recommended in order to prevent personal injury and ensure the parts are not damage during the assembly.

STEP 3



COMPLETED



Hardware Pack Location (s):BFGP 3199-108FQ QUEEN FOOTBOARD - SKU# 32731994

MADE IN VIETNAM

3 OF 3