

ASSEMBLY INSTRUCTION

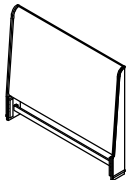




PULA: 374-170 Queen Upholstered Headboard
PULA: 374-171 Queen Upholstered Footboard & Slats
PULA: 374-172 Queen/King Upholstered Side Rails



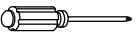
SKU: 32337405
SKU: 32737403
SKU: 32937407

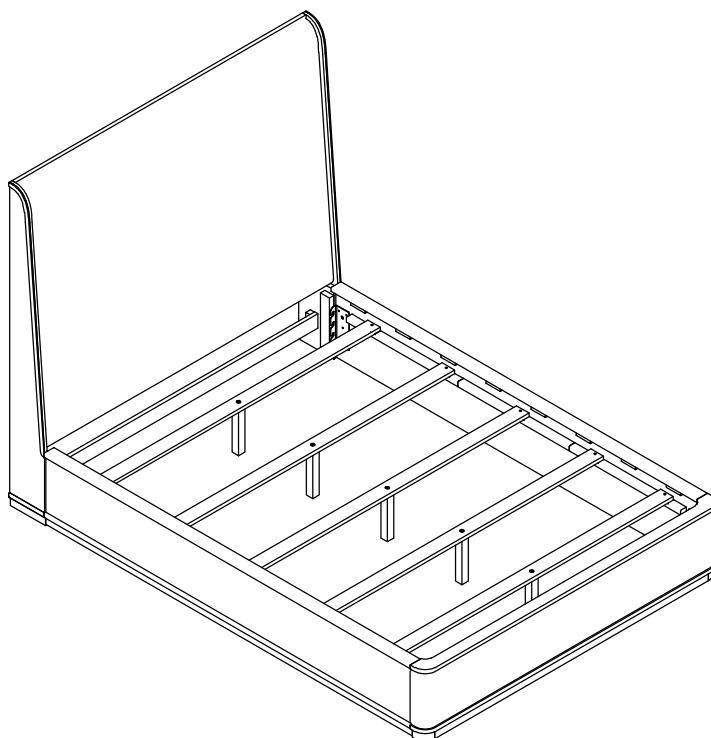
Version#1- 02/12/2025

This product is manufactured by PULA for Rooms To Go

*** Caution: Please read all instructions carefully before starting the assembly process. These parts are cumbersome and heavy. Therefore, two people are recommended in order to prevent personal injury and ensure the parts are not damaged during the assembly.
*** Remark: DO NOT fully tighten all bolts until assembly is completed.

Code	PARTS LIST :		
A	UPH Queen Headboard		1Pc
B	Bed Rails		2Pcs
C	UPH Queen Footboard		1Pc
D	Slats		5Pcs
E	Support Leg		5Pcs

HARDWARE OF HEADBOARD			
Code	HARDWARE LIST		
1		4mm Allen Key	1Pc
HARDWARE OF FOOTBOARD			
2		#8 x 1" Wood Screw	10Pcs
Tool Required (not provided)			
		Phillip Screwdriver	



Hardware Pack Location (s):

3740-171 Queen Upholstered Headboard , SKU: 32737403
3740-172 Queen Upholstered Footboard , SKU: 32937407

ASSEMBLY INSTRUCTION

PULA: 374-170 Queen Upholstered Headboard
PULA: 374-171 Queen Upholstered Footboard & Slats
PULA: 374-172 Queen/King Upholstered Side Rails

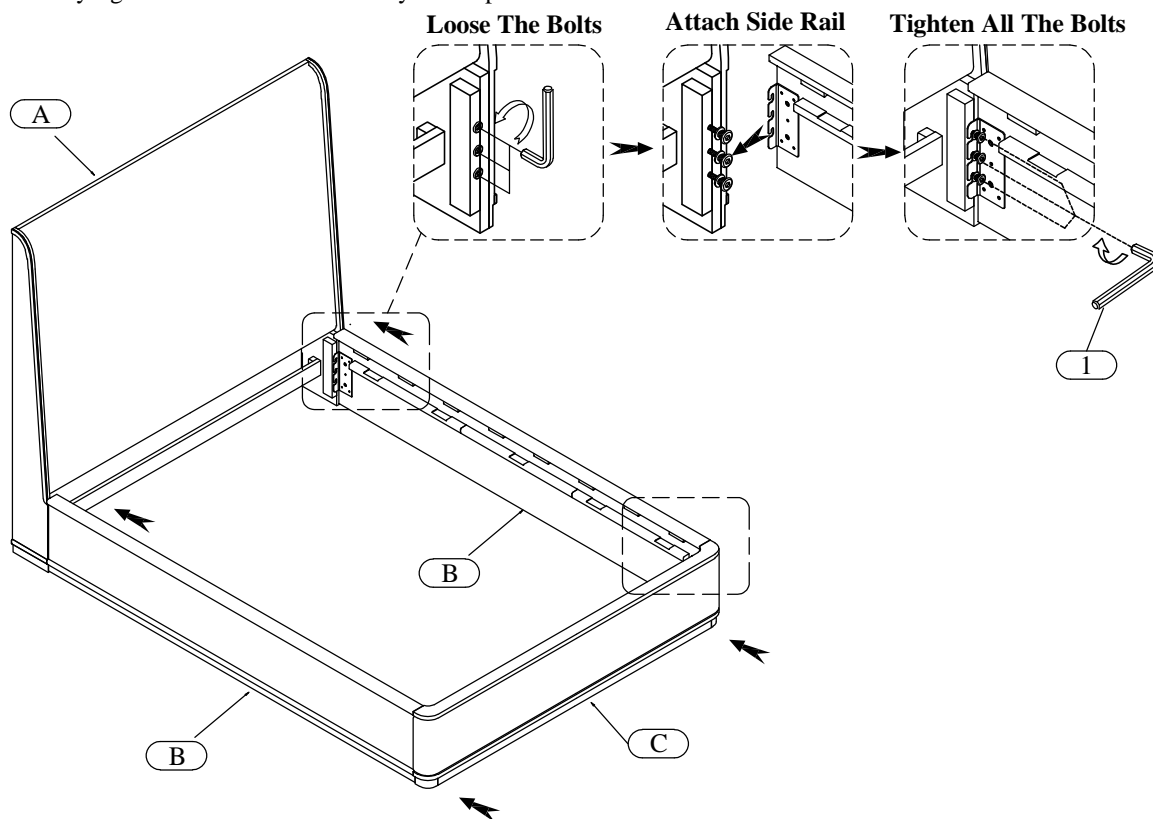
SKU: 32337405
SKU: 32737403
SKU: 32937407

Version#1- 02/12/2025

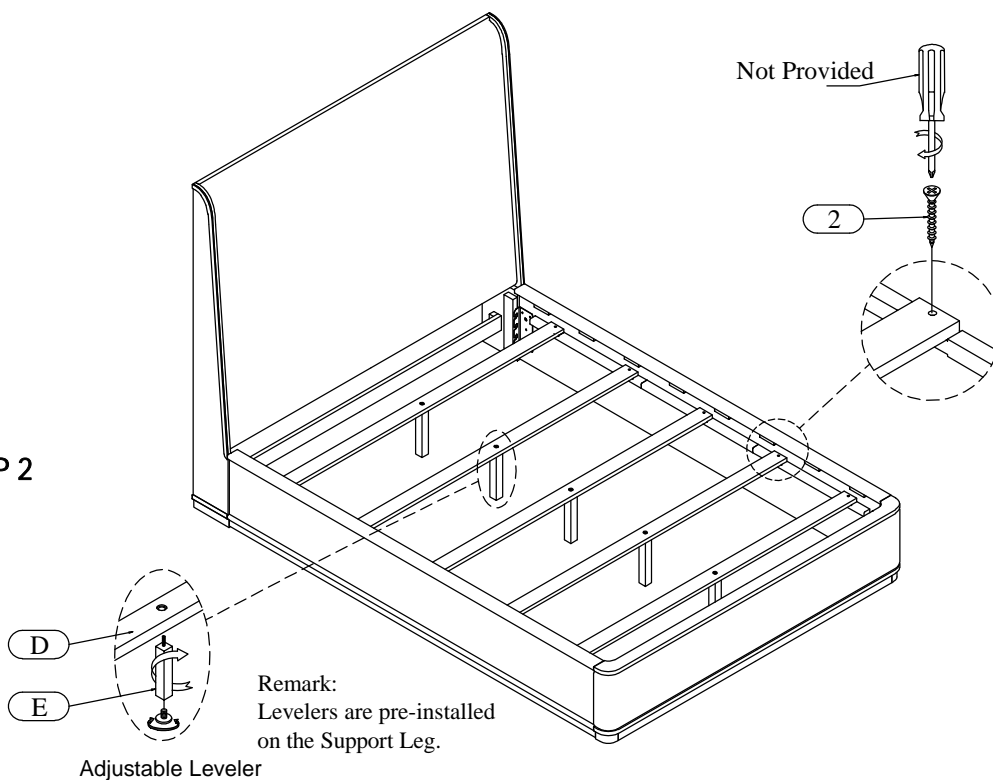
This product is manufactured by PULA for Rooms To Go

*** Caution: Please read all instructions carefully before starting the assembly process. These parts are cumbersome and heavy. Therefore, two people are recommended in order to prevent personal injury and ensure the parts are not damaged during the assembly.
*** Remark: DO NOT fully tighten all bolts until assembly is completed.

STEP 1



STEP 2



Remark:
Levelers are pre-installed
on the Support Leg.

STEP 3