







KIZR: 4021-150 QN PNL HDBD  
KIZR: 4021-151 QN PNL FTBD  
KIZR: 4021-152 QN/KG RAILS



SKU# 32340212  
SKU# 32740210  
SKU# 32940214

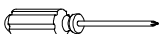
Version #1 - 2024/09/09

\*\*\* Caution: Please read all instructions carefully before starting the assembly process. These parts are cumbersome and heavy Therefore, two people are recommended in order to prevent personal injury and ensure the parts are not damaged during the assembly

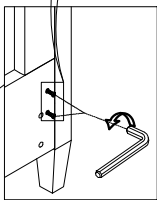
\*\*\* Note: Do not tighten all the bolts until the assembly is fully complete

Code	PART LIST:		
A	Headboard		1PC
B	Footboard		1PC
C	Slat		5PCS
D	Slat Support Leg (Short)		5PCS
E	Slat Support Leg (Long)		5PCS
F	Side Rail		2PCS

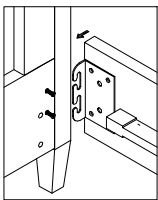
Code	HARDWARE LIST		
G	Allen Key 4mm		1PC
H	Screw 8#*1"		10PCS

TOOLS REQUIRED (NOT PROVIDED)	
Description	Sketch
Phillips Screwdriver	

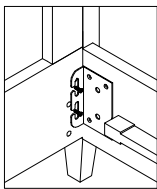
LOW POSITION



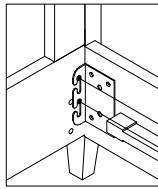
Step 1-1



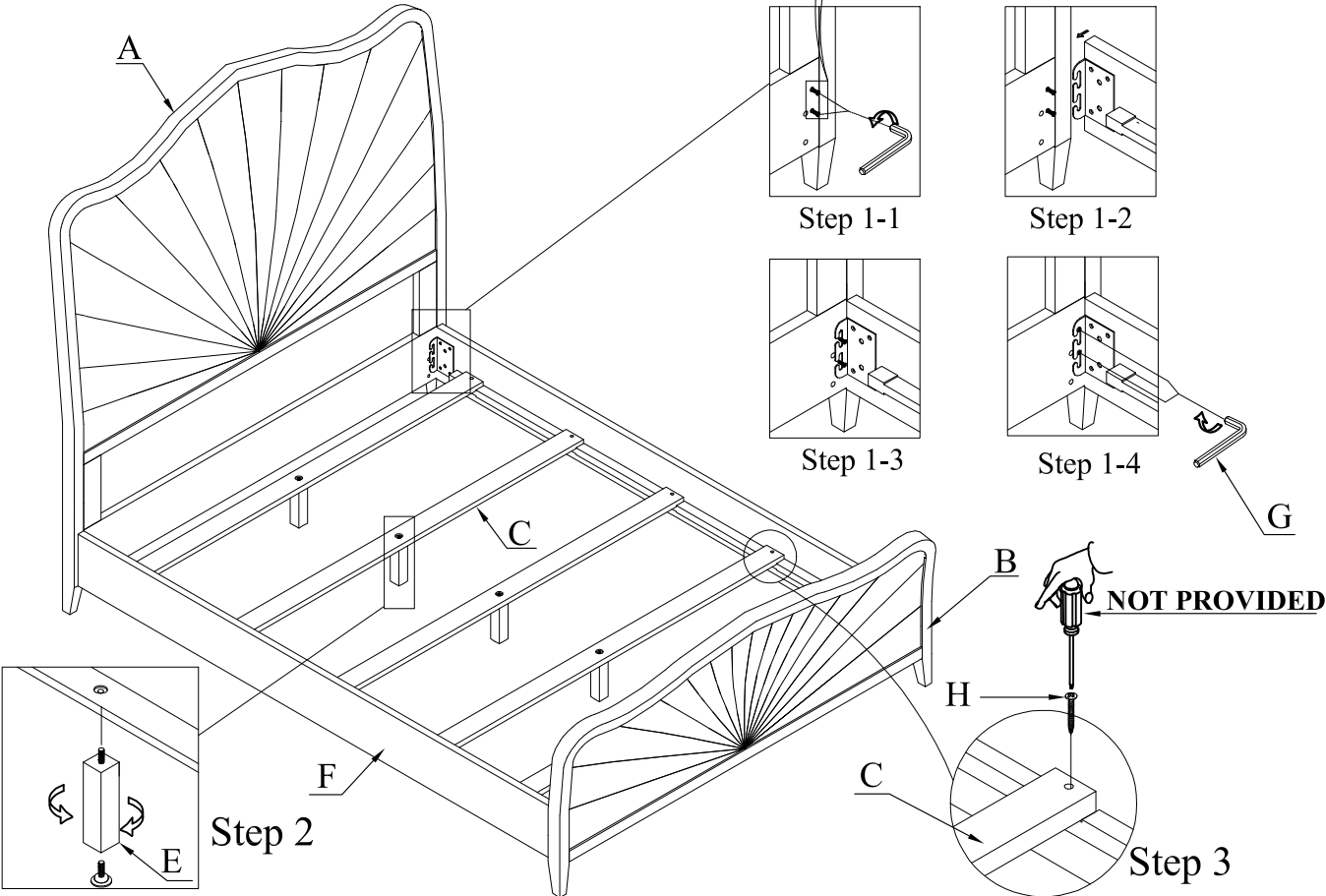
Step 1-2



Step 1-3



Step 1-4



Hardware Pack Location(s):

4021-150 QN PNL HDBD, SKU# 32340212  
4021-151 QN PNL FTBD, SKU# 32740210

KIZR: 4021-150 QN PNL HDBD

KIZR: 4021-151 QN PNL FTBD

KIZR: 4021-152 QN/KG RAILS

SKU# 32340212

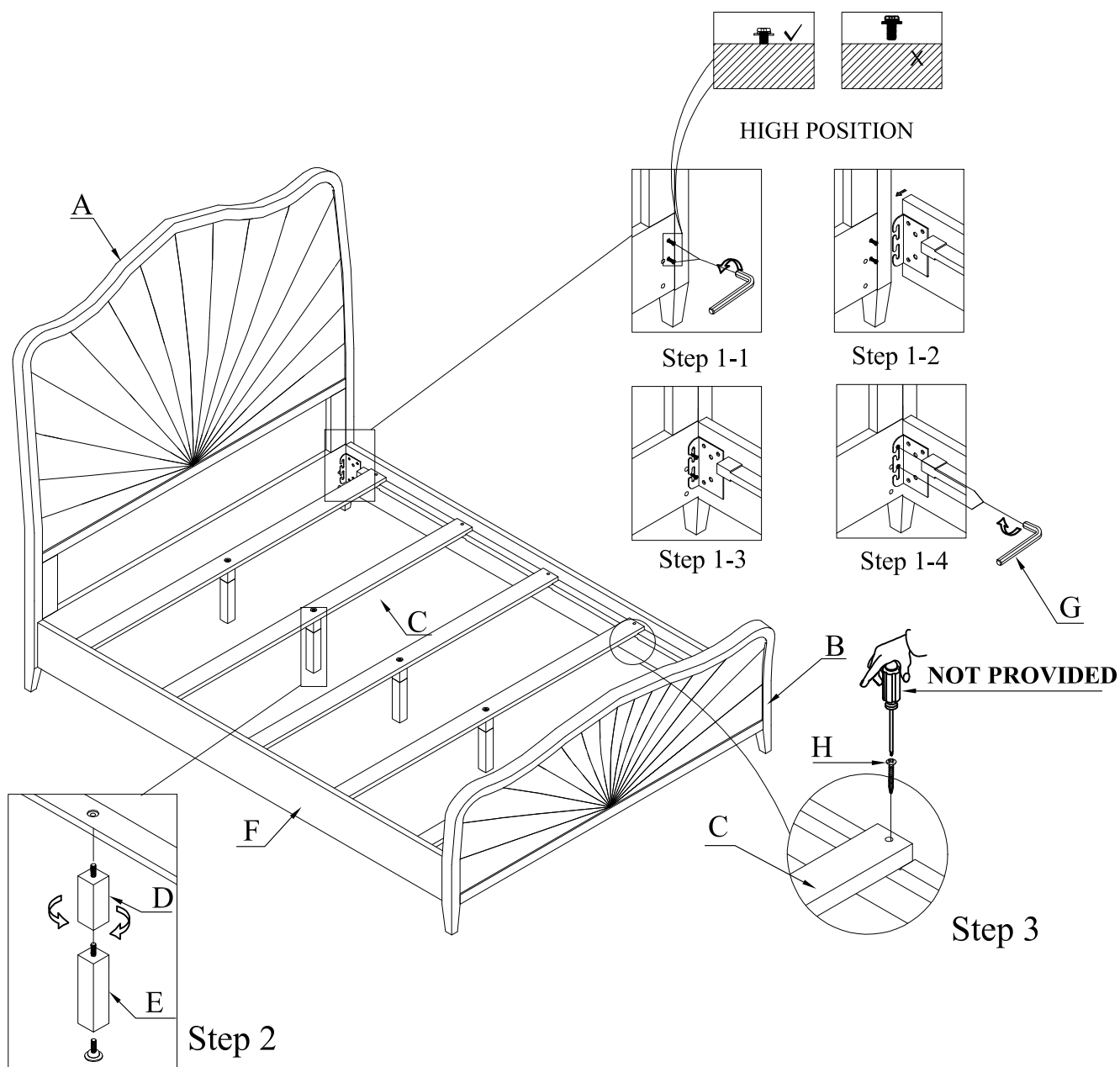
SKU# 32740210

SKU# 32940214

Version #1 - 2024/09/09

\*\*\* Caution: Please read all instructions carefully before starting the assembly process. These parts are cumbersome and heavy Therefore, two people are recommended in order to prevent personal injury and ensure the parts are not damaged during the assembly

\*\*\* Note: Do not tighten all the bolts until the assembly is fully complete



### Hardware Pack Location(s):

4021-150 QN PNL HDBD, SKU# 32340212

4021-151 QN PNL FTBD, SKU# 32740210