

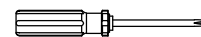
Assembly Instruction

BE6050-28HF HEADBOARD / FOOTBOARD W / SLATS
 BE6050-28R 5/0-6/6 RAILS
 BE6051-28HF HEADBOARD / FOOTBOARD W / SLATS
 BE6051-28R 5/0-6/6 RAILS


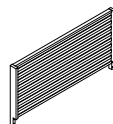
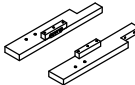

SKU#32360505
 SKU#32960507
 SKU#33360518
 SKU#32960519

WARNING: To avoid alignment issue, please don't tighten the screws unless all leg are adjusted at the same level.


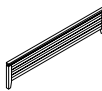



TOOL REQUIRED (NOT PROVIDED):
 PHILLIPS SCREWDRIVER




QUEEN HEADBOARD

HARDWARE LIST			QTY	PART LIST		QTY
A	L Wrench 1/4"		1 pc		Headboard	 1 pc
					Headboard Post(L+R)	 2 pcs
					Headboard Bottom Rail	 1 pc

QUEEN FOOTBOARD W / SLATS

HARDWARE LIST			QTY	PART LIST		QTY
B	Screw Ø8 x 1-3/8"		10 pcs		Footboard	 1 pc
					Slat	 5 pcs
					Small Support Leg	 5 pcs
					Large Support Leg	 5 pcs

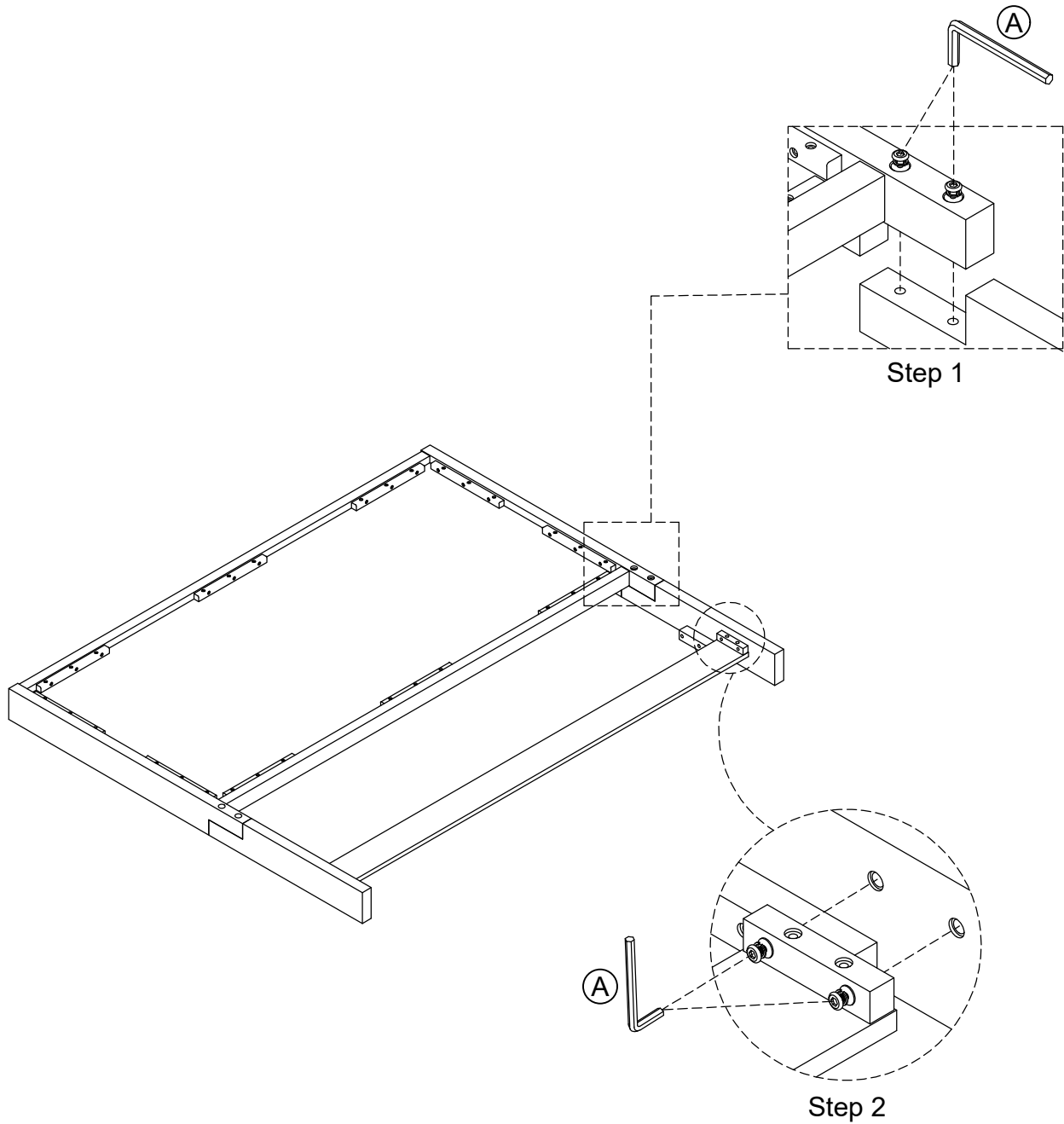
QUEEN /KING RAILS

HARDWARE LIST			QTY	PART LIST		QTY
					Side rails	 2 pcs

BE6050-28HF HEADBOARD / FOOTBOARD W / SLATS
BE6050-28R 5/0-6/6 RAILS
BE6051-28HF HEADBOARD / FOOTBOARD W / SLATS
BE6051-28R 5/0-6/6 RAILS

SKU#32360505
SKU#32960507
SKU#33360518
SKU#32960519

***Caution: Please read all instructions carefully before starting the assembly process. These parts are cumbersome and heavy. Therefore, two people are recommended in order to prevent personal injury and ensure the parts are not damaged during the assembly.



Assembly Instruction

BE6050-28HF HEADBOARD / FOOTBOARD W / SLATS
 BE6050-28R 5/0-6/6 RAILS
 BE6051-28HF HEADBOARD / FOOTBOARD W / SLATS
 BE6051-28R 5/0-6/6 RAILS

SKU#32360505
 SKU#32960507
 SKU#33360518
 SKU#32960519

***Caution: Please read all instructions carefully before starting the assembly process. These parts are cumbersome and heavy. Therefore, two people are recommended in order to prevent personal injury and ensure the parts are not damaged during the assembly.

