

Assembly Instructions






PHOM 2209-220 KING WOOD PANEL HEADBOARD #SKU 32422090
 2209-221 KING WOOD PANEL FOOTBOARD #SKU 32822098
 2209-20R QN/ KG BED RAILS #SKU 32922090


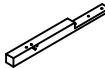
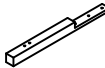






Version#3-2025/12/23

Thank you for purchasing this quality product. Be sure to check all packing materials carefully for small parts, which may have come loose inside the carton during shipment. Identify and count all parts and compare with the HARDWARE LIST below.

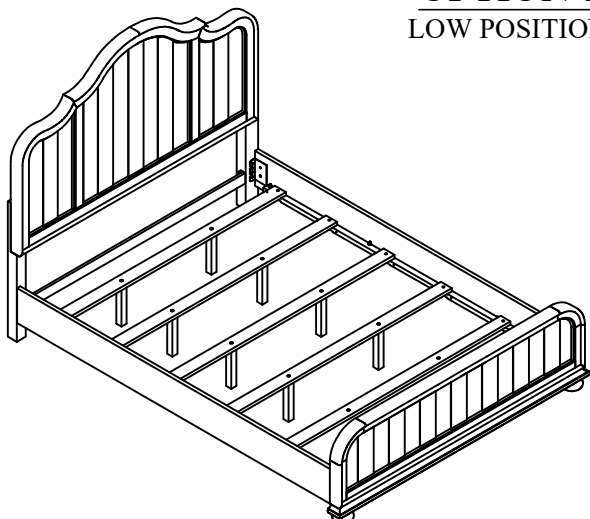
Caution: Please read instructions thoroughly before unpacking assembly parts.

1. We recommend that you assemble this product with the assistance of another person; this will make assembly easier, and will help to eliminate damage to the product or injury to persons during assembly.
2. Please put all parts on a non-abrasive floor before assembly, and follow the assembly steps to assemble your newly purchased product correctly and efficiently.
3. Do not tighten all bolts until the assembly is completed.

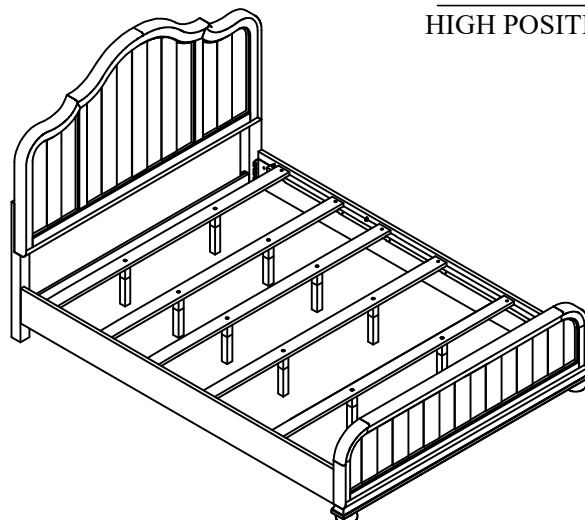
NO.	HARDWARE LIST		Q' TY
1		SCREW M4 * 1"	10
2		ALLEN KEY (4mm)	1
3		BOLT Ø5/16"-18*50mm(L) (PRE-ASSEMBLED)	8
		SPRING WASHER Ø5/16"-13MM (PRE-ASSEMBLED)	8
		FLATWASHER Ø5/16"-19MM*2MM(T) (PRE-ASSEMBLED)	8
		T-NUT BUSHING 5/16"* L15*Ø16 (PRE-ASSEMBLED)	8
4		BOLT Ø5/16"-18*20MM(L) (PRE-ASSEMBLED)	8
		SPRING WASHER Ø5/16"-13MM (PRE-ASSEMBLED)	8
		FLATWASHER Ø5/16"-19MM*2MM(T) (PRE-ASSEMBLED)	8
TOOLS REQUIRED (NOT PROVIDED)			
DESCRIPTION	SKETCH		
PHILLIPS SCREWDRIVER			

NO.	PARTS LIST		Q' TY
A		Headboard	1
B		Left Leg	1
C		Right Leg	1
D		Stretcher	1
E		Side Rails	2
F		Footboard	1
G		Slats	5
H		Long Support Slats (LEVELER)	10
I		Short Support Slats	10

OPTION 1
LOW POSITION



OPTION 2
HIGH POSITION

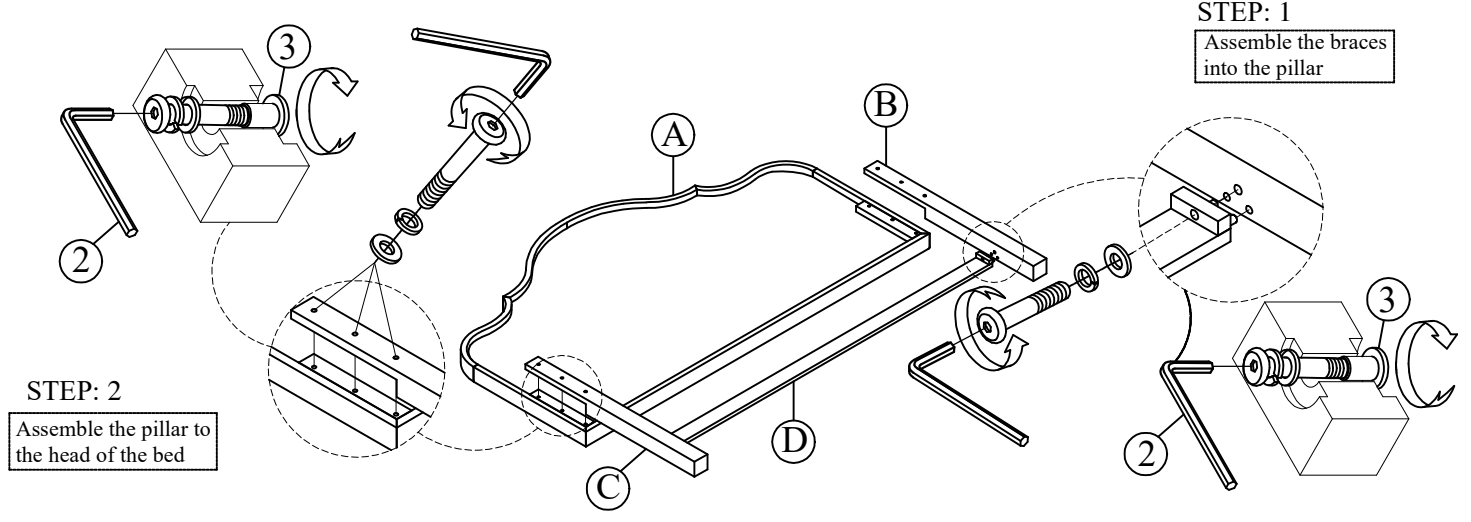


Assembly Instructions

PHOM 2209-220 KING WOOD PANEL HEADBOARD #SKU 32422090
 2209-221 KING WOOD PANEL FOOTBOARD #SKU 32822098
 2209-20R QN/ KG BED RAILS #SKU 32922090

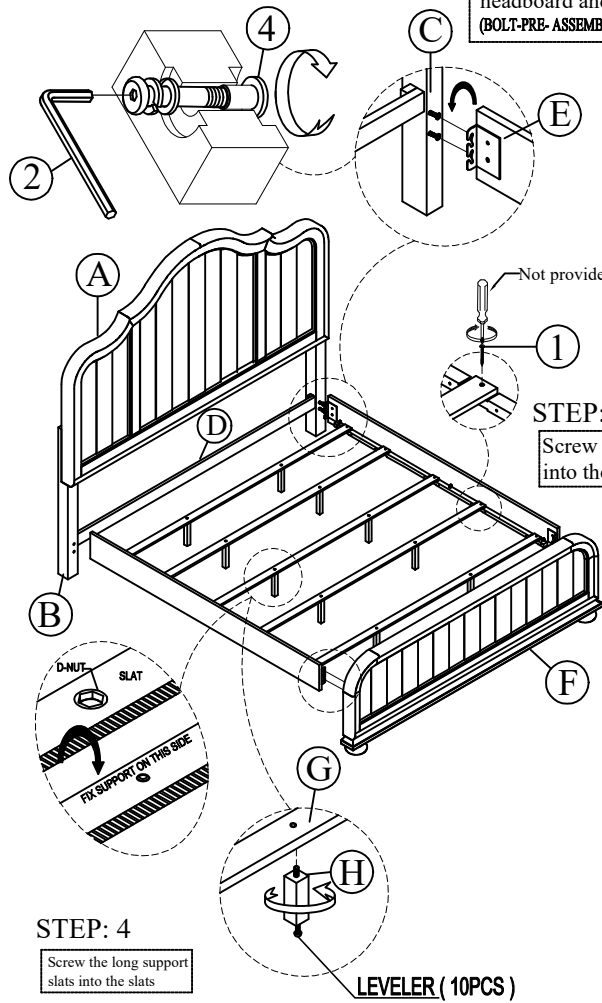
Version#3-2025/12/23

Thank you for purchasing this quality product. Be sure to check all packing materials carefully for small parts, which may have come loose inside the carton during shipment. Identify and count all parts and compare with the **HARDWARE LIST** below.



OPTION 1 LOW POSITION

STEP: 3
Attach the side rail to the headboard and footboard (BOLT-PRE-ASSEMBLED)



OPTION 2 HIGH POSITION

STEP: 3
Attach the side rail to the headboard and footboard (BOLT-PRE-ASSEMBLED)

