







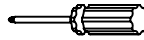
## ASSEMBLY INSTRUCTIONS


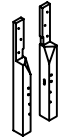

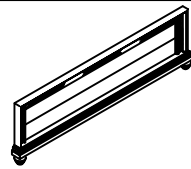
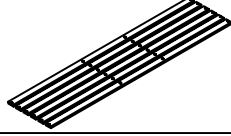



RFIN 2265-413H : KG HDBD SKU# 32422658

RFIN 2265-413F :KG FTBD SKU# 32822656

RFIN 2265-412R :QKNG RAILS SKU# 32922658

Thank you for purchasing this quality product. Be sure to check all packing material carefully for small parts, which may have come loose inside the carton during shipment. Identity and count all parts and compare with the Hardware List below.

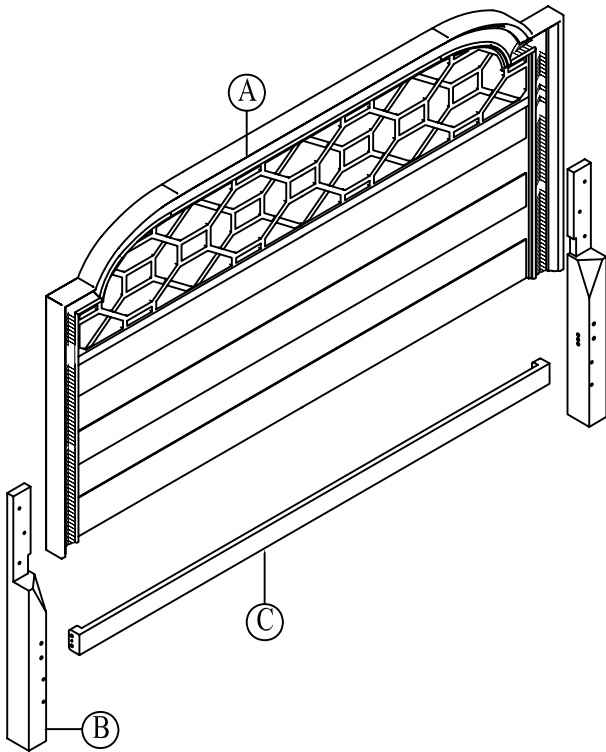
Hardware List	No.	Picture	Description	Dimension	Qty
	1		RH Screws	Ø8 x 32 mm	10 Pcs
	2		Bolts	M6 x 1 x 40 mm	8 Pcs
	3		Lock washer	Ø6 x Ø14 mm	8 Pcs
	4		Flat Washers	Ø6 x Ø16 mm	8 Pcs
	5		Allen Key	4 x 60 mm	1 Pc
	6		Dowel	Ø10 x 30 mm	4 Pc
	7		Phillip Headscrew Driver ( not include )		

Part List	No.	Description	Qty
HEADBOARD	A	 Headboard	1 Pc
	B	 Legs ( L-R )	2 Pcs
	C	 Stretcher	1 Pc
FOOTBOARD	D	 Footboard	1 Pcs
	E	 Slats	5 Pcs
	F	 Slat Support Short	10 Pcs
	G	 Slat Support Long	10 Pcs
SIDERAIL	H	 Siderails	2 Pcs

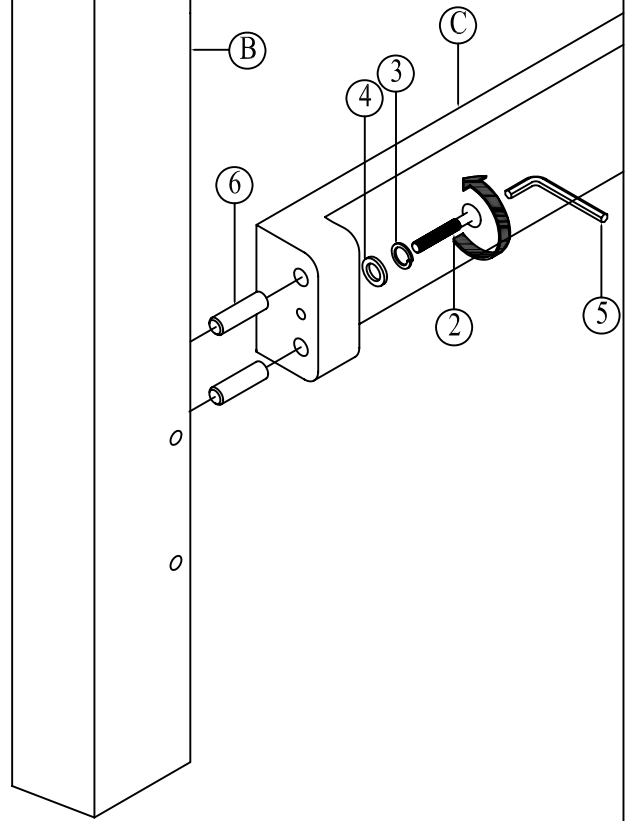
RFIN 2265-413H : KG HDBD SKU# 32422658  
RFIN 2265-413F :KG FTBD SKU# 32822656

### ASSEMBLY STEP

#### PART DETAIL

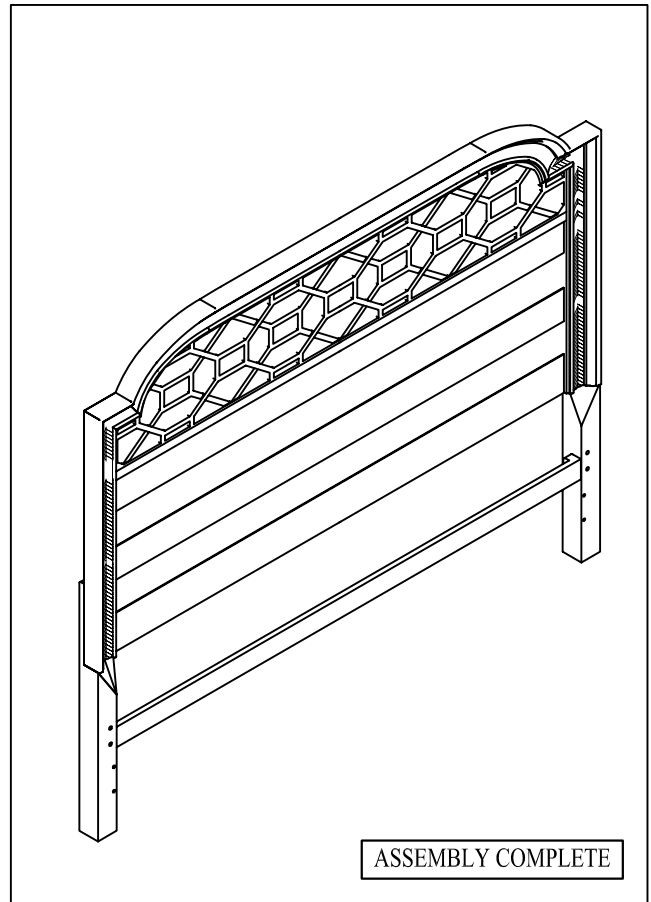
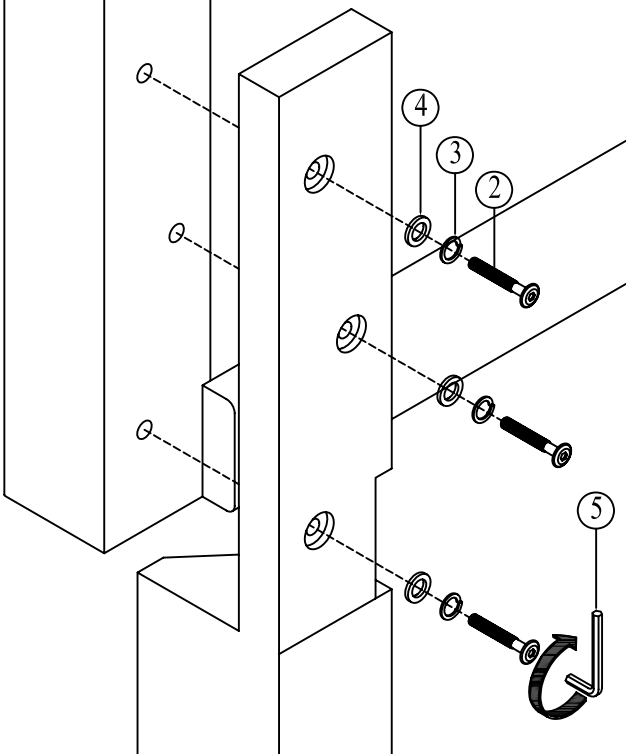


#### STEP 1



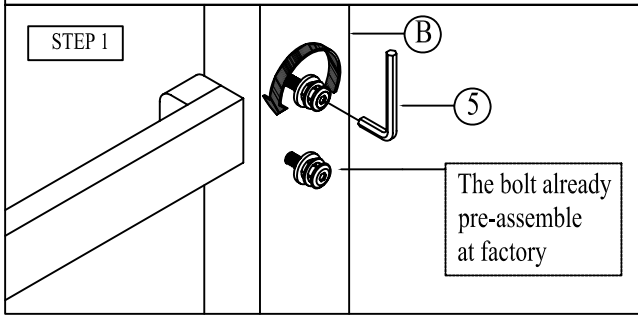
#### STEP 2

**WARNING :**  
Do not tighten bolt 100%  
until assembly is complete

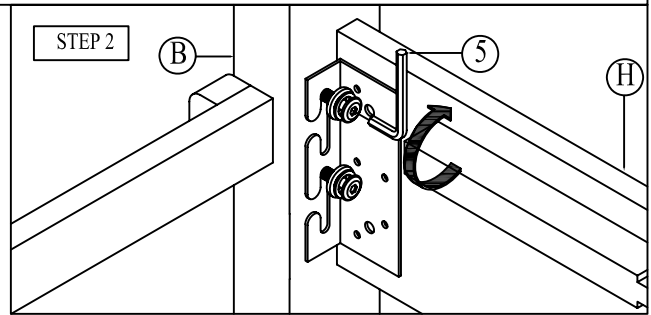


ASSEMBLY COMPLETE

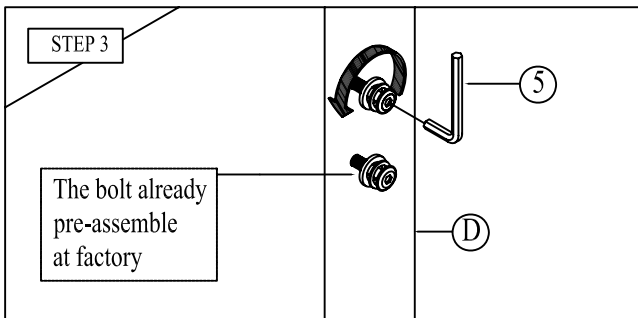
## ASSEMBLY STEP



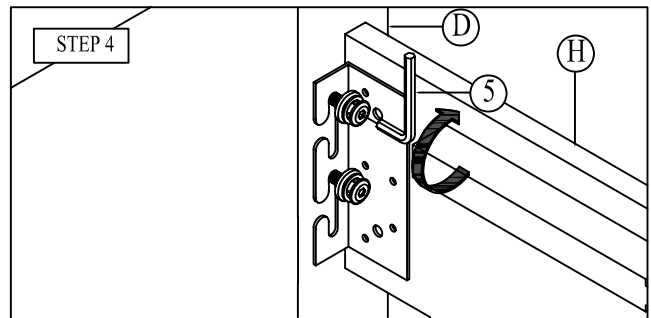
Slightly loose Bolt on the Leg



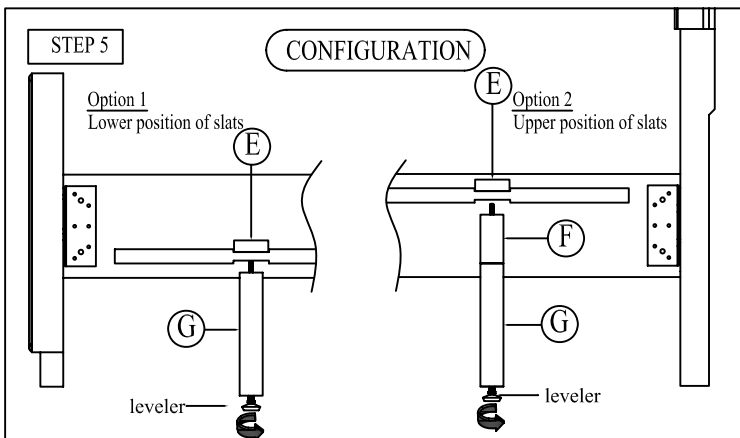
Attach Regular Siderail (H) to Leg (B)



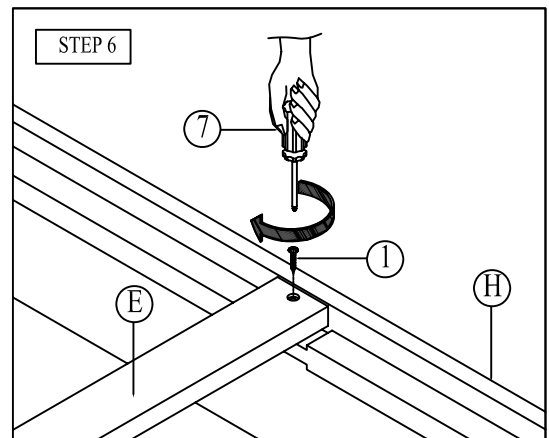
Slightly loose Bolt on the Footboard



Attach Regular Siderail (H) to Footboard (D)



Tighten Leg Support Long (G) to slat (E)    Tighten Leg Support Short (F) to slat (E)



Attach Slat (E) to Side rail (H) using screw (1) with screw driver (7) follow pre-drill on the slats

