











Caution: Please read instructions thoroughly before unpacking assembly parts. Sharp, exposed staple tips can cause injury, therefore, for your protection, please remove any exposed staple used in packing.

1. We recommend that you should assemble this product with the assistance of another person; this will make assembly easier and will help to eliminate damage to the product or injury to persons during assembly.
2. Be sure to check all packing materials carefully for small parts that may have come loose inside the carton during shipment.
3. Please do not over tighten screws or bolts until the assembly is complete.
4. Please put all parts on a non-abrasive floor before assembly and follow the assembly steps to assemble your newly purchased product correctly and efficiently.

NO:	HARDWARE LISTS	Q'TY
B	Allen Bolts (1/4" x 32 mm) 	10
C	Allen Bolts (5/16" x 89 mm) 	2
D	Allen key (4 x 32 x 75mm) 	1

NO:	PARTS LISTS	Q'TY
1	Headboard 	1
2	Legs of FB 	2
3	Upholstery of Footboard 	1
4	Support legs With Leveler 	10
5	Support legs 	10
6	Slats 	5
7	Side Rails 	2

