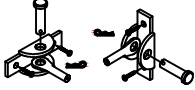



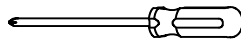
Thank you for purchasing this quality product. Be sure to check all packing material carefully for small parts, which may have come loose inside the carton during shipment. Identify and count all parts and compare with the part list below.

Step	Code		Hardware	Q'TY
1	A		Tipping Restraint	1Set

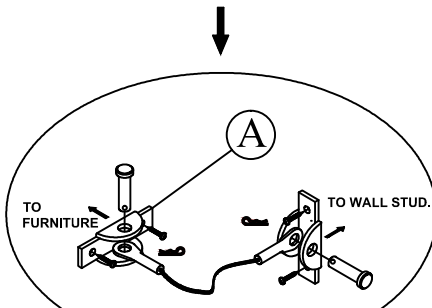
Step	Code	Parts List		Q'TY
1	1	Nightstand		1Pc

TOOLS REQUIRED (NOT PROVIDED)

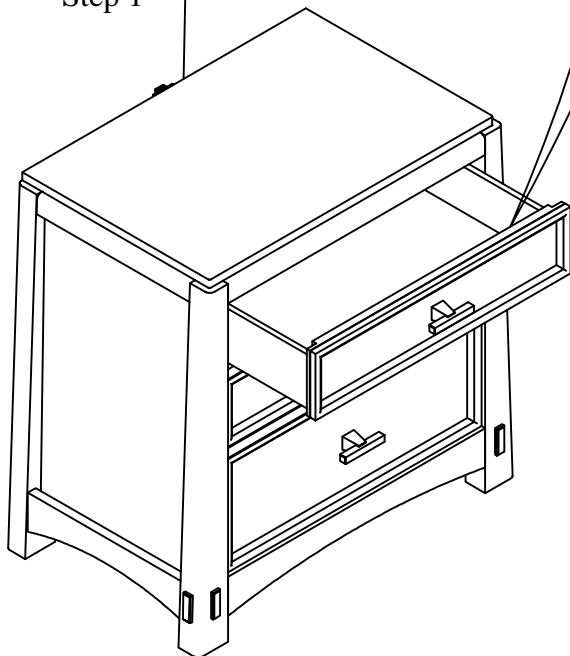
PHILLIPS SCREWDRIVER



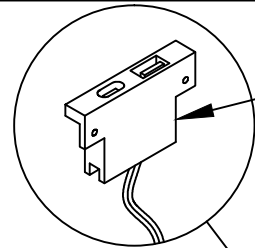
Anti Tipping Hardware inside drawer



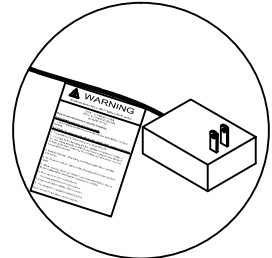
Step 1



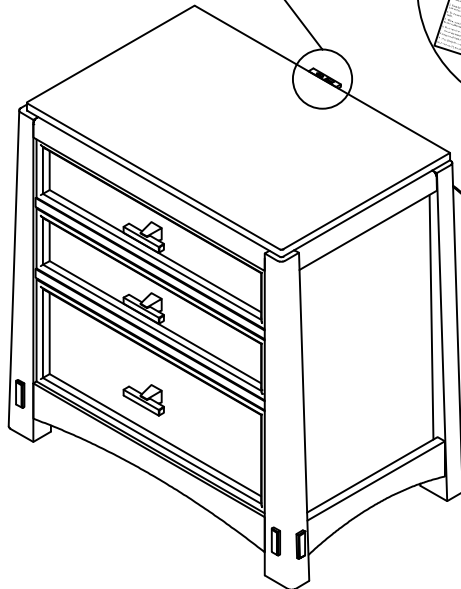
★ Remark:there is a tip restraint kit provided on the knob or handle screw on the inside of the top drawer. Please read the directions thoroughly and install Immediately when placed in home



USB CHARGER



POWER PLUG



Step 1: Please use a screwdriver (not provided in package) to install the tip restraint kit.

Hardware Pack Location:

NIGHTSTAND, SKU NO.: 32527698

CLEANING INSTRUCTION: Clear with a soft cloth and warm water with a diluted mild detergent. Follow with a soft cloth and clear water rinse . Then dry thoroughly with a soft cloth.

MADE IN VIETNAM