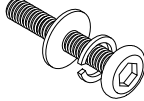

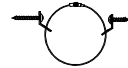
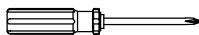


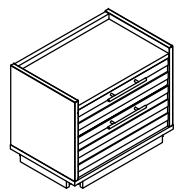
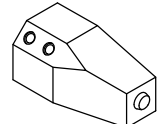
Assembly Instruction

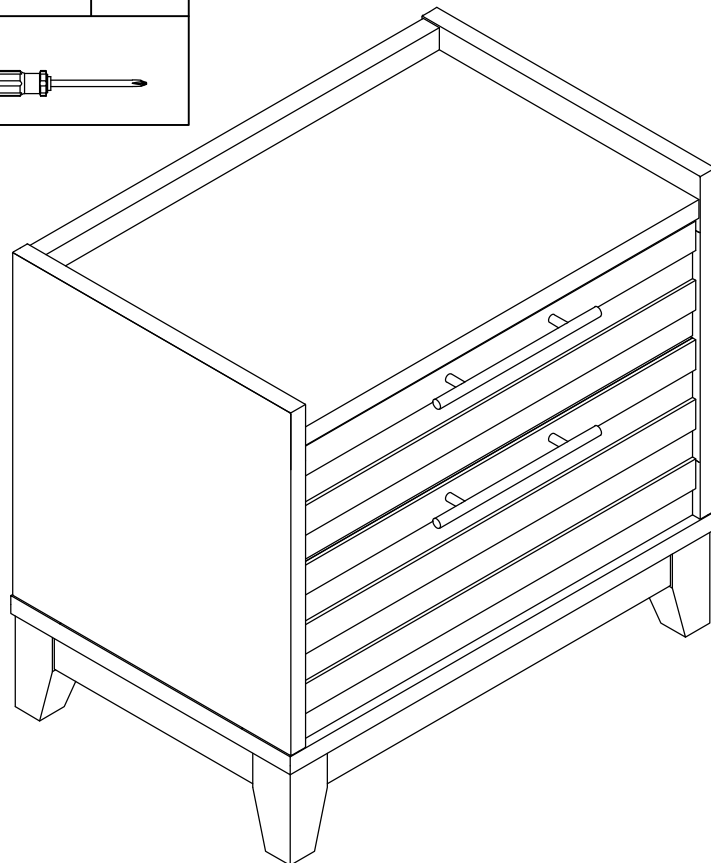
HOUS BE6050-36 2 DRAWER NIGHTSTAND
HOUS BE6051-36 2 DRAWER NIGHTSTAND

SKU#32560509
SKU#32560511

WARNING: To avoid alignment issue, please don't tighten the screws unless all leg are adjusted at the same level.

HARDWARE LIST			QTY
A	Allen bolt Ø1/4"x20x2"		8 pcs
	Washer Ø1/4"xØ5/8"x1/16"		
	Spring washer Ø1/4"xØ7/16"x1/16"		
B	L Wrench 1/4"		1 pc
C	Furniture tipping restraint		1 set
TOOL REQUIRED (NOT PROVIDED): PHILLIPS SCREWDRIVER			

PART LIST			QTY
1	NIGHTSTAND		1 pc
2	LEG		4 pcs



ASSEMBLY COMPLETED

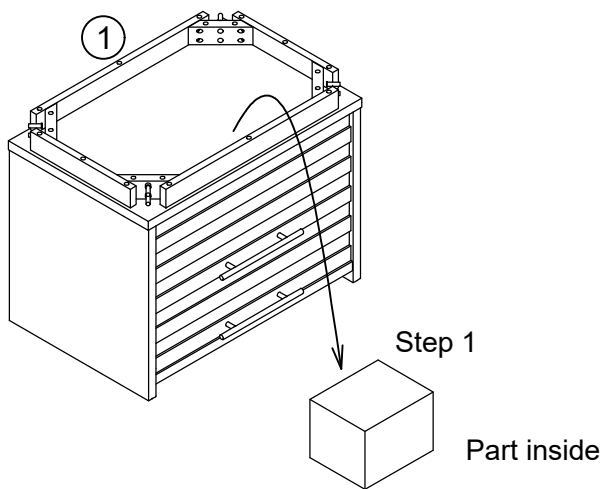
Assembly Instruction

HOUS BE6050-36 2 DRAWER NIGHTSTAND
HOUS BE6051-36 2 DRAWER NIGHTSTAND

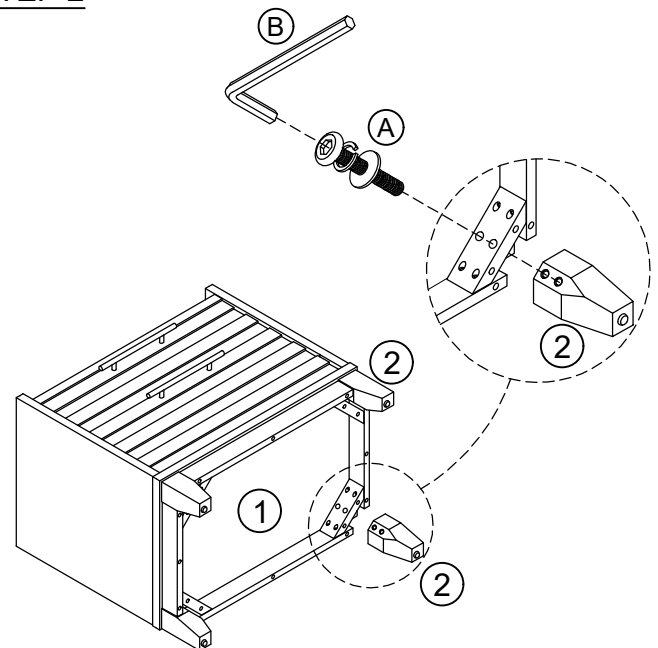
SKU#32560509
SKU#32560511

***Caution: Please read all instructions carefully before starting the assembly process. These parts are cumbersome and heavy. Therefore, two people are recommended in order to prevent personal injury and ensure the parts are not damaged during the assembly.

STEP 1



STEP 2



STEP 3

