



# ASSEMBLY INSTRUCTION


**JSFC**

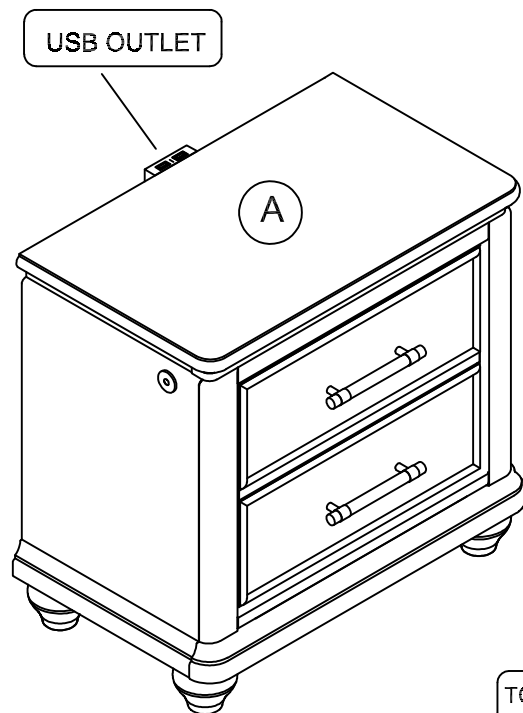
7261 / 7262 - 9B NIGHTSTAND

SKU 32572617 / 32572629

Thank you for purchasing this quality product. Be sure to check all packing materials carefully for small parts which may have come loose inside the carton during shipment. Identify and count all parts and compare with the parts list below.

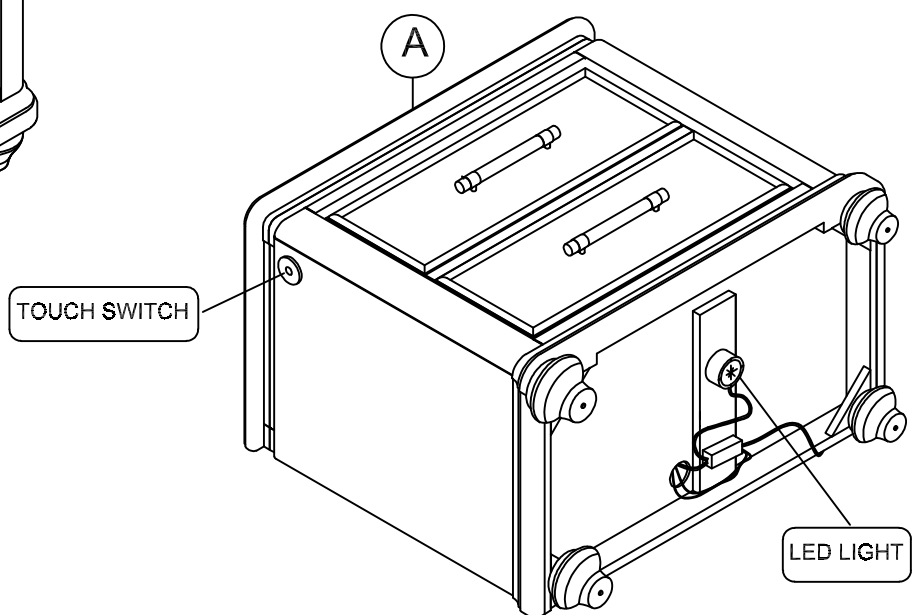
	NO.	Picture	Description	Q'TY
HARDWARE LIST	1		Furniture Tipping Restraint	1 Set
	2		Tool Required (not provided)	

	NO.	Description	sketch	Q'TY
COMPONENT LIST	A	Nightstand		1 pc



Children have died from furniture tipover. To reduce the risk of furniture tipover:

- ALWAYS install tipover restraint provided.
- NEVER put a TV on this product.
- NEVER allow children to stand, climb or hang on drawers, doors, or shelves.
- NEVER open more than one drawer at a time.
- Place heaviest items in the lowest drawers.



## PARTS DETAILS

This product is manufactured by **JSFC** for

**ROOMS TO GO®**

# ASSEMBLY INSTRUCTION

**JSFC**

7261 / 7262 - 9B NIGHTSTAND

SKU 32572617 / 32572629

## ASSEMBLY STEP

STEP 1 Attach the anti-tipping kit to the wall

