


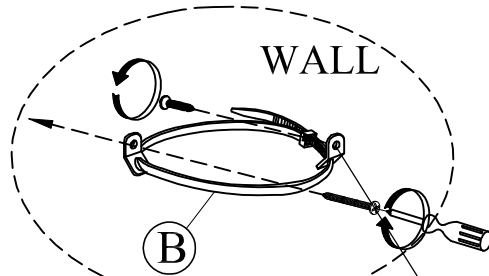
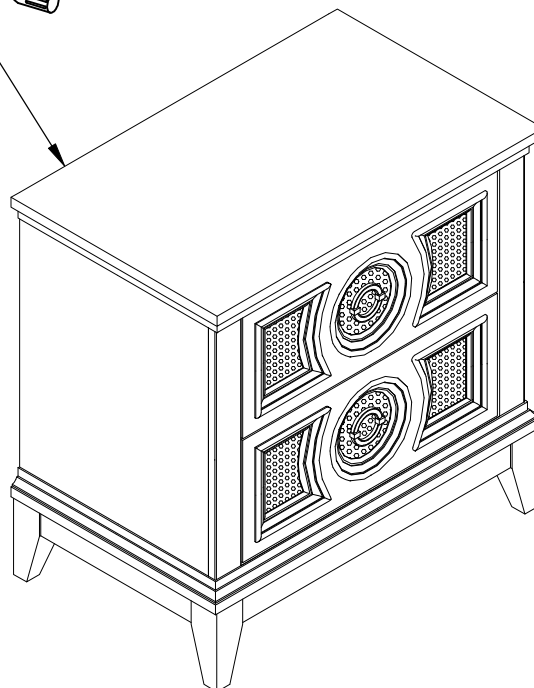


Thank you for purchasing this quality product. Be sure to check all packing material carefully for small parts, which may have come loose inside the carton during shipment. Identify and count all parts and compare with the **HARDWARE LIST** below.

PARTS LIST				TOOLS REQUIRED (NOT PROVIDED)		
Code	Description	Sketch	Quantity	SCREWDRIVER		
A	Nightstand		1 pc	Step	Code	HARDWARE LIST
				1	B	Anti tipping kits  1 Set



STEP 1



Anti Tipping Kit Location(s): In Top Drawer Box.